

## Notice of Meeting of the

# ASSEMBLY

**to be held on Wednesday, 30 November 2016  
commencing at 7:00 pm in the  
Council Chamber, Town Hall, Barking**



To all Members of the Council of the London Borough of Barking and Dagenham

Date of publication: 22 November 2016

Chris Naylor  
Chief Executive

Councillors and senior officers are also invited to attend a presentation by Councillor Saima Ashraf, Deputy Leader of the Council and Cabinet Member for Community Leadership and Engagement, and Tom Hook, Director of Strategy and Programmes on the subject of the Local Strategic Partnership and community partnership arrangements which will take place in the Council Chamber from 6.00 pm until 6.45 pm

Contact Officer: Leanna McPherson  
Tel: 020 8227 2852  
E-mail: [leanna.mcpherson@lbbd.gov.uk](mailto:leanna.mcpherson@lbbd.gov.uk)



## **AGENDA**

**1. Apologies for Absence**

**2. Declaration of Members' Interests**

In accordance with the Council's Constitution, Members are asked to declare any interest they may have in any matter which is to be considered at this meeting.

**3. Minutes - To confirm as correct the minutes of the meeting held on 5 October 2016 (Pages 3 - 11)**

**4. Leader's Statement**

The Leader will present his statement.

**5. Appointments**

The Labour Group Secretary will announce any nominations to fill vacant positions on Council committees or other bodies.

**6. Barking and Dagenham Member Corporate Parenting Annual Report 2015/16 (Pages 13 - 41)**

**7. Safeguarding Adults Board and Safeguarding Children's Board Annual Reports (Pages 43 - 155)**

**8. Treasury Management Strategy Statement Mid-Year Review 2016/17 (Pages 157 - 169)**

**9. Motions**

No motions have been received.

**10. Questions With Notice**

**11. Any other public items which the Chair decides are urgent**

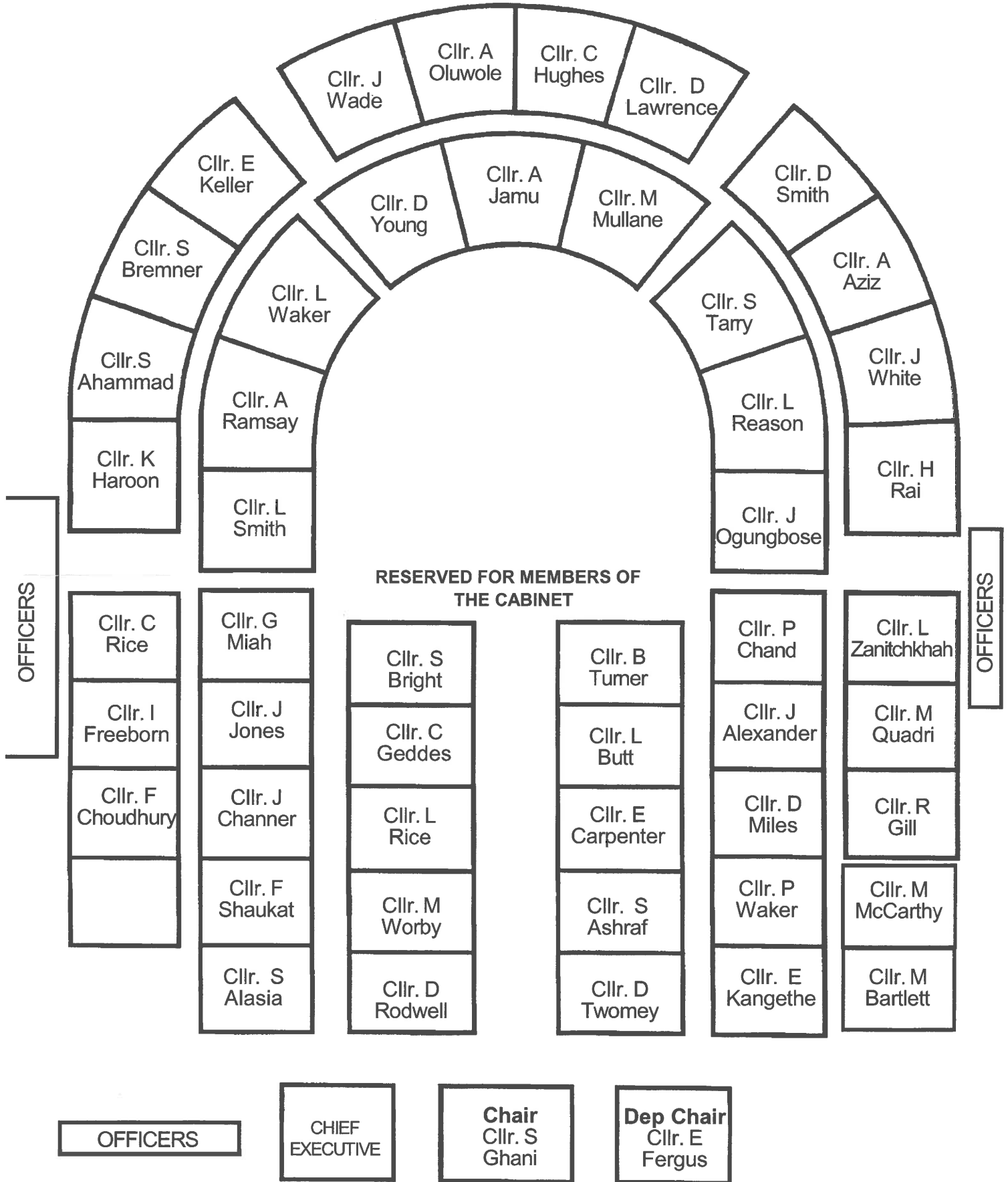
**12. To consider whether it would be appropriate to pass a resolution to exclude the public and press from the remainder of the meeting due to the nature of the business to be transacted.**

## **Private Business**

The public and press have a legal right to attend Council meetings such as the Assembly, except where business is confidential or certain other sensitive information is to be discussed. The list below shows why items are in the private part of the agenda, with reference to the relevant legislation (the relevant paragraph of Part 1 of Schedule 12A of the Local Government Act 1972 as amended). ***There are no such items at the time of preparing this agenda.***

- 13. Any confidential or exempt items which the Chair decides are urgent**

# BARKING TOWN HALL COUNCIL CHAMBER



**SEATING PLAN FOR THE ASSEMBLY**

Our Vision for Barking and Dagenham

## **One borough; one community; London's growth opportunity**

Our Priorities

### **Encouraging civic pride**

- Build pride, respect and cohesion across our borough
- Promote a welcoming, safe, and resilient community
- Build civic responsibility and help residents shape their quality of life
- Promote and protect our green and public open spaces
- Narrow the gap in attainment and realise high aspirations for every child

### **Enabling social responsibility**

- Support residents to take responsibility for themselves, their homes and their community
- Protect the most vulnerable, keeping adults and children healthy and safe
- Ensure everyone can access good quality healthcare when they need it
- Ensure children and young people are well-educated and realise their potential
- Fully integrate services for vulnerable children, young people and families

### **Growing the borough**

- Build high quality homes and a sustainable community
- Develop a local, skilled workforce and improve employment opportunities
- Support investment in housing, leisure, the creative industries and public spaces to enhance our environment
- Work with London partners to deliver homes and jobs across our growth hubs
- Enhance the borough's image to attract investment and business growth

### **Well run organisation**

- A digital Council, with appropriate services delivered online
- Promote equalities in the workforce and community
- Implement a smarter working programme, making best use of accommodation and IT
- Allow Members and staff to work flexibly to support the community
- Continue to manage finances efficiently, looking for ways to make savings and generate income
- Be innovative in service delivery

## MINUTES OF ASSEMBLY

Wednesday, 5 October 2016  
(7:01 - 8:03 pm)

### PRESENT

Cllr Syed Ghani (Chair)  
Cllr Edna Fergus (Deputy Chair)

Cllr Syed Ahammad	Cllr Sanchia Alasia	Cllr Jeanne Alexander
Cllr Saima Ashraf	Cllr Melanie Bartlett	Cllr Simon Bremner
Cllr Sade Bright	Cllr Laila M. Butt	Cllr Evelyn Carpenter
Cllr Peter Chand	Cllr Josephine Channer	Cllr Faruk Choudhury
Cllr Irma Freeborn	Cllr Cameron Geddes	Cllr Rocky Gill
Cllr Kashif Haroon	Cllr Chris Hughes	Cllr Amardeep Singh Jamu
Cllr Jane Jones	Cllr Elizabeth Kangethe	Cllr Eileen Keller
Cllr Danielle Lawrence	Cllr Mick McCarthy	Cllr Giasuddin Miah
Cllr Margaret Mullane	Cllr James Ogungbose	Cllr Adegboyega Oluwole
Cllr Moin Quadri	Cllr Hardial Singh Rai	Cllr Tony Ramsay
Cllr Linda Reason	Cllr Chris Rice	Cllr Lynda Rice
Cllr Darren Rodwell	Cllr Faraaz Shaukat	Cllr Danielle Smith
Cllr Sam Tarry	Cllr Bill Turner	Cllr Dominic Twomey
Cllr Lee Waker	Cllr Phil Waker	Cllr John White
Cllr Maureen Worby	Cllr Dan Young	

### APOLOGIES FOR ABSENCE

Cllr Abdul Aziz	Cllr Dave Miles	Cllr Jeff Wade
-----------------	-----------------	----------------

#### 25. Declaration of Members' Interests

There were no declarations of interest.

#### 26. Minutes (13 July 2016)

The minutes of the Assembly held on 13 July 2016 were confirmed as a correct record.

#### 27. Leader's Statement

The Leader of the Council presented a verbal statement updating the Assembly on a range of matters since the last meeting which included:

- Barking Riverside being referred to as 'Barcelona on Thames' in a national newspaper. The a three page story was featured in the Evening Standard on the potential transformation of Barking Riverside with thousands of new homes and jobs, as well as restaurants, bars, a marina and a ferry service.
- The Mayor of London, Sadiq Khan, would be visiting the Borough on 6

October following the approval of the Masterplan for Barking Riverside. As many as 50% of homes at the site would be affordable, an increase of 22% from the previous Mayor of London.

- Plans for the redevelopment of the Vicarage Field Shopping Centre in Barking Town Centre had been submitted. The plans included a comprehensive redevelopment of the existing shopping centre and adjoining buildings to provide shops, restaurants and leisure facilities with more choice and variety; as well as up to 850 high quality homes, a three-form entry primary school, a six to eight screen cinema and a 300-capacity music venue. The plans also included a 150-room hotel; flexible enterprise space for start-up businesses; healthcare facilities and extensive public realm and green space.
- The Borough Manifesto was currently out for public consultation, of which more than 800 people had responded. The consultation was open until Monday 31 October.
- The Borough's success at both A level and GCSE bucked the national trend with results at local schools rising even as they dipped across the country as a whole. A level results improved for the fifth year running and had now reached 77.8% A\* - C grade. There was a 4% rise in marks at A\* to C on average for GCSE English and Maths.
- The third annual Youth Parade took place on Sunday 18 September 2016. Celebrating the achievements and positive contributions of the Borough's young people.

## 28. Appointments

The Assembly **resolved** to:

- Appoint Councillor Quadri to the Standards Committee to fill a vacancy created by the resignation of Councillor Freeborn from the Committee; and
- Appoint Councillor White to the Personnel Board to fill the vacancy created by the resignation of Councillor Quadri from the Board.

## 29. Corporate Plan 2016/17

The Cabinet Member for Community Leadership and Engagement introduced a report outlining the detail of the Corporate Plan 2016/17, which would enable the Council to monitor progress of the delivery of its vision and priorities.

The Cabinet Member took the opportunity to highlight some of the several achievements made from 2014 to 2016, which included:

- The launch of the Gender Equality Charter;
- The launch of the shared ownership scheme for tenants; and
- Dagenham Library voted library of the year nationally.

Moving forward, the Cabinet Member explained that although the Council had already achieved a great deal, there was still work to be undertaken which would be guided through the Borough Manifesto. The Borough Manifesto, currently



under consultation, set out the long term vision for the Borough.

The Cabinet Member highlighted the Key Performance Indicators for 2016/17 which were contained within Appendix 1, attached to the report.

In considering the Corporate Plan 2016/17 and in a response to a question, the Assembly noted that the Council were building relationships with neighbouring authorities, particularly in relation to planning.

Assembly **resolved** to adopt the Corporate Plan 2016/17 as attached at Appendix 1 to the report.

### **30. Council Constitution - Updates**

The Director of Law and Governance presented a report on amendments to the Council Constitution.

The amendment requiring the Assembly's approval related to the primary location of Council meetings. In view of the new webcasting facilities at the Town Hall, Barking which were due to be fully functional from Autumn 2016 and accessibility issues at the Civic Centre, Dagenham from October 2016 relating to the lease to the University of Coventry, it was proposed that the Town Hall be designated as the primary location for all Council meetings. Provision would remain for other venues such as the Civic Centre and Barking Learning Centre to be used in certain circumstances where meetings were not webcast or where there were availability issues at the Town Hall. The Chief Executive would be responsible for agreeing those arrangements. The full revised wording was set out within Appendix 1 of the report.

The Assembly noted a schedule detailing the full list of updates, which had been implemented by the Monitoring Officer in accordance with the Constitution review / revision arrangements, was set out in Appendix 2 of the report.

Clarification was sought regarding the start time of the Corporate Parenting Group and the location of Personnel Board. The Director of Law and Governance confirmed requests would be considered in relation to the time and location of individual meetings, dependent on circumstances.

The Assembly **resolved** to:

- (i) Approve the amendment to paragraph 2.2 of the Council's Meeting Rules (Chapter 3, Part 2 of the Constitution) regarding the designation of the Town Hall, Barking as the primary location of Council meetings; and
- (ii) Note the schedule of amendments to the Constitution as set out in Appendix 2 to the report.

### **31. Health and Wellbeing Board Membership**

The Cabinet Member for Social Care and Health Integration introduced a report advising on a proposed change to the membership of the Health and Wellbeing Board (HWBB) to include an additional Cabinet Member appointment, following

the deletion of the post of Corporate Director of Children's Services and the transfer of the statutory functions attached to that post to an existing Board Member, which reduced the Council's representation on the HWBB.

The report also proposed a further change to the Articles of the HWBB (Chapter 7, Part 2 of the Council Constitution) to reflect the role of the independent Chairs of the Local Safeguarding Adults and Safeguarding Children Boards.

Having considered the proposal, the Assembly **resolved** to:

- (i) Agree that the membership of the Health and Wellbeing Board be amended to include a further Cabinet Member position while the statutory Director of Children's Services position on the Board is being fulfilled by an existing statutory Board member;
- (ii) Note the Leader's appointment of Councillor Bill Turner, Cabinet Member for Corporate Performance and Delivery, to fill the new position;
- (iii) Note that the Leader had appointed Councillor Sade Bright, Cabinet Member for Equalities and Cohesion, to the Board following a review of Cabinet portfolio responsibilities in April 2016; and
- (iv) Agree that the Articles of the Health and Wellbeing Board (Chapter 7, Part 2 of the Council Constitution) be amended to reflect the above arrangements and also the standing invited guest status of the independent Chairs of the Local Safeguarding Children and Adults Board on the Board, as detailed in paragraph 2.2 of the report.

Following comments from Councillor Reason, the Cabinet Member agreed to look into the basis of why the existing wording of the Constitution precludes non Cabinet members sitting on the HWBB and to report back to the Member.

### **32. Councillor Membership on Housing Forums**

The Director of Law and Governance introduced a report on proposed changes to Councillor membership on Housing Forums.

The new arrangement would involve all ward councillors receiving formal invitations and papers for their respective Forum (Barking Forum – Abbey, Becontree, Eastbury, Gascoigne, Goresbrook, Longbridge, Mayesbrook and Thames; Dagenham Forum – Alibon, Chadwell Heath, Eastbrook, Heath, Parsloes, River, Valence, Village and Whalebone). To accord with the current voting arrangements under the Forum's Constitution, one councillor per ward would be entitled to vote.

The Assembly **resolved** that all ward councillors be invited to their respective Housing Forum and that, for the purposes of voting and to accord with the Forum's Constitution, there shall be one voting right per ward.

### **33. Motions**

None had been received.

## **34. Questions With Notice**

### **Question 1**

#### **From Councillor Mullane**

“The Brexit vote for Barking and Dagenham was at 62.8% to leave the EU. Aside from the borrowing that has been undertaken to fund the Gascoigne Estate renewal, what opportunities and discussions has the Leader undertaken to exploit any opportunities this historic vote will give us?”

#### **Response**

The Leader corrected the statement insofar as the turnout of the referendum was 63.8% of the proportion of those eligible to vote. Those who actively voted to leave was 39.8%.

The Leader explained that there were no restrictions on opportunities for the Borough and he actively promoted the Borough to countries around the world, not just within Europe.

#### **Supplementary Question**

Councillor Mullane asked if the Leader could give some examples of the opportunities within the Borough.

The Leader explained that there were several projects which had global investment, including:

- Ford Stamping Plant redevelopment
- Bean Park development of 3000 homes
- London East development

Future investments included the redevelopment of Barking Town Centre and Vicarage Field Shopping Centre.

### **Question 2**

#### **From Councillor Mullane**

“I have been asked by Village constituents to clarify with you is it true that the housing service only has the use of one occupational Therapist as I have been told there are currently backlogs for adaptations?”

#### **Response**

The Cabinet Member for Social Care and Health Integration advised that there were six occupational therapists that were based in adult social care and assessed all residents who may need an adaptation. All six would deal with housing cases. There was one designated post within the service which was currently vacant however this had no affect on the backlog.

### **Question 3**

#### **From Councillor McCarthy**

“Can the relevant Cabinet Member detail what actions the Council will take to London City Airport who have concentrated their flight paths causing misery for many thousands of Barking and Dagenham residents. The issue is likely to worsen with bigger planes and flights increasing from 70,000 to 110,000 per annum agreed by Government. They are currently breaking the times when they can fly by constantly having flights departing before 5:30 am when they should not be any activity before 6:30am. There is to be a review in 2017 and i am hoping this council will be leading a campaign to improve the lives of those thousands of residents impacted worse by the noise pollution emanating from London City Airport.”

#### **Response**

The Cabinet Member for Finance, Growth and Investment advised that the Council would write to City Airport and the London Borough of Newham highlighting concerns regarding the early morning flights and requesting answers to these concerns. The Council would also request access to their noise monitoring data.

#### **Supplementary Question**

Councillor McCarthy enquired as to whether specialist noise equipment could be provided to assist with solving the issue.

The Cabinet Member advised that the Council would enquire about their specialist aircraft noise monitoring trailers and if these were available whether one can be sited within the borough on a temporary basis.

### **Question 4**

#### **From Councillor McCarthy**

“Can the relevant Cabinet Member let me know how the Council is progressing to reforming a friends of chase group and attaining green flag status at the Eastbrookend Country Park”

#### **Response**

The Cabinet Member for Community Leadership and Engagement advised that the Ranger Service were currently speaking to volunteers and community groups to acquire feedback on the appetite for a new friends group.

#### **Supplementary Question**

Councillor McCarthy enquired as to whether the park would be awarded green flag status.

The Cabinet Member advised that this would require a management plan and consistency within the park area. An update on progress would be reported to Councillor McCarthy in due course.

## **Question 5**

### **From Councillor Gill**

“Can the relevant Cabinet Member please advise what actions are being taken to ensure the safety of residents following the recent murders & violent attacks in Dagenham?”

### **Response**

The Cabinet Member for Enforcement and Community Safety took the opportunity to offer her condolences to the Hayden family.

The Cabinet Member explained that Barking and Dagenham remained as one of the safest London Boroughs, being in line with the London average for total crime rates. Public confidence figures in the local Police were now at 72%. Further work had been undertaken between the Council and the Police including:

- Maintaining investment in CCTV where others haven't.
- Joint tasking of our enforcement resources with the Police.
- Council funding of 8 police officers which forms part of the 18 strong Estates Police Team.
- Doubling the number of Designated Ward Officers and this has already started in seven wards.
- Adding extra five schools officers.
- Tackling the root causes of crime through our Council and partnership programmes.

### **Supplementary Question**

Councillor Gill asked what the Police were doing to improve residents confidence and reassure them in the light of the recent attacks.

In her response, the Cabinet Member referred to the positive activities that the Boroughs young people were involved in such as the Youth Parade and commented that one young person involved in youth violence was one too many.

## **Question 6**

### **From Councillor Gill**

“Does the relevant Cabinet Member believe that residents should pay an additional charge for a green waste collection whilst paying an extra 4% in Council Tax per year?”

## **Response**

The Cabinet Member for Finance, Growth and Investment took the opportunity to clarify that the increase in Council Tax was in fact 1.67% seeing that 2% related to the specific surcharge to support adult social care costs along with the cut in the GLA precept

In responding to the question, the Cabinet Member referred to the current pressures on the budget, of which had already been cut by £90m. Adult and children's social care were facing the brunt of the cuts made by this Tory government which meant the Council was forced to make difficult choices whilst still protecting the most vulnerable. Furthermore, the Cabinet Member reminded Assembly that it was agreed that the collection of green garden waste would deliver savings of £220,000 over two years.

## **Supplementary Question**

Councillor Gill advised that residents were asking him why they had to pay, following the receipt of consultation cards through their doors and sought clarification.

The Cabinet Member advised that consultation on the changes to the green waste service was not statutory, however the Council wished to consult with residents to understand if there was an appetite for the service to be continued as a paid service of up to £1 a week.

## **Question 7**

### **From Councillor Young**

"Can the relevant Cabinet Member please explain what actions are being taken to deal with the £18.9million overpayment of housing benefit?"

## **Response**

The Cabinet Member for Finance, Growth and Investment thanked Councillor Young for bringing the issues to the attention of Assembly.

The Cabinet Member advised that the issue had been raised at the last Public Accounts and Audit Select Committee where a robust and challenging discussion took place. The £18.9m stated was the cumulative figure for all years raised and not the amount overpaid in a single year.

The Council was taking several steps to deal with the overpayment which included monitoring of the debt, follow up contact if no payments were made and ensuring repayment were affordable for the claimant.

## **Supplementary Question**

Councillor Young enquired as to where the mistake was made.

The Cabinet Member reiterated that the debt was cumulative and had built up due to a number of reasons, one of which was the government's welfare reforms.

## **Question 8**

### **From Councillor Young**

"Does the Cabinet Member for Health still agree with her previous comments that BHR Trust is wrong to have added consultants to A&E in order to assess and redirect residents?"

### **Response**

The Cabinet Member for Social Care and Health Integration advised that she was still concerned about the pilot and in recognising the pressures of Accident and Emergency departments, was concerned that the problem was being shifted to another area of the NHS. Approximately a third of people who attended Accident and Emergency did so as they could not get an appointment with their GP. When referred back to their GP, they did not follow it up.

### **Supplementary Question**

Councillor Young asked if the NHS had now made contact with the Cabinet Member for Social Care and Health Integration on the pilot.

The Cabinet Member for Social Care and Health Integration confirmed contact had been made and discussions on the pilot were ongoing.

This page is intentionally left blank



## ASSEMBLY

30 November 2016

<b>Title:</b> Barking and Dagenham Member Corporate Parenting Annual Report 2015/16	
<b>Report of Councillor Channer, Chair of the Member Corporate Parenting Group</b>	
<b>Open Report</b>	<b>For Information</b>
<b>Wards Affected:</b> All	<b>Key Decision:</b> No
<b>Report Author:</b> Ann Graham; Operational Director- Children's Care and Support	<b>Contact Details:</b> Tel: 0208 227 2233 E-mail: <a href="mailto:ann.graham@lbbd.gov.uk">ann.graham@lbbd.gov.uk</a>
<b>Accountable Director:</b> Ann Graham, Operational Director, Care and Support	
<b>Accountable Strategic Director:</b> Anne Bristow, Strategic Director, Service Development and Improvement	
<p><b>Summary:</b></p> <p>All Members are corporate parents to our children and young people in care and care leavers. The Member Corporate Parenting Group has a responsibility to closely scrutinize the work undertaken by officers and partner agencies to support young people looked after and care leavers to achieve best outcomes.</p> <p>This report concerns the work of the Member Corporate Parenting Group from April 2015 to March 2016.</p> <p>I am pleased to be able to present this report to Assembly as it shows the achievements of the previous year, as well as setting out the challenges faced in the coming year. The report provides a summary of the progress that has been made in relation to the 'promise' made to children looked after and the 'pledge' to care leavers by the MCPG as part of the Corporate Parenting Strategy.</p> <p>The full annual report is at Appendix A for information.</p>	
<p><b>Recommendation(s)</b></p> <p>The Assembly is asked to note the 2015/16 Annual Report of the Member Corporate Parenting Group and in particular:</p> <ol style="list-style-type: none"> <li>1) The improvements and challenges contained within the report; and</li> <li>2) The areas identified as priorities for 2016/17.</li> </ol>	
<p><b>Reason(s)</b></p> <p>The Leader, Chief Executive, Lead Member for Children's Services and Director of Children's Service have statutory roles to protect children who are looked after as set out in statutory guidance. All Members and senior officers should act as Corporate Parents to our looked after children and care leavers. This report is part of assuring their roles.</p>	

## **1. Introduction and Background**

- 1.1. Children in care are those who have been removed from the care of their parents in accordance with Children Act legislation the Children Acts 1989 and 2004. Care leavers are those who are no longer looked after and for the purposes of this report are those aged between 16 and 21 and beyond in some instances, for example, those who continue in education.
- 1.2. Children who are in care and young people who are leaving care are amongst the most vulnerable and disadvantaged in our community. It is essential that this group of children and young people are provided with the right services and support to address their needs and help them to achieve positive outcomes.
- 1.3. The Member Corporate Parenting Group (MCPG), is made up of Elected Members, agency representatives, looked after children and young people and officers of the Council. The children and young people are themselves representative of Skittlz, our Children in Care Council, a group that acts as the 'voice' of children looked after.
- 1.4. The MCPG aspires for children in the care and care leavers of the Borough and has set out a series of 'Promises' for younger children and a 'Pledge' for care leavers, as part of fulfilling its roles and responsibilities. These promises and pledges to children in care and care leavers have been made to children and young people as part of the Corporate Parenting Strategy. The Corporate Parenting Strategy and Action Plan has been refreshed and agreed with Members in June 2015. This updated strategy sets out the collective responsibilities of the Council and its partners to provide the best possible care and protection for children and young people who are looked after in public care.
- 1.5. I am pleased to be able to present to you the Member Corporate Parenting Annual Report. I ask that you endorse the achievements and progress made, and note the challenges that we still face, and support our ambition for meeting these challenges.

## **2. Member Corporate Parenting Annual Report – Key Points**

- 2.1. This report concerns the work of the Corporate Parenting Group of Elected Members and partner agencies from April 2015 to March 2016 about the 'promises' and 'pledges' made to children in care and care leavers aimed at improving outcomes for them.
- 2.2. In 2015/16, progress has continued to further strengthen the Corporate Parenting arrangements to ensure strong elected member representation including the Lead Member, through the Members' Corporate Parenting Group and the performance information used to inform this group has been expanded considerably, enabling detailed discussion in strengths and areas in need of improvement.
- 2.3. The Corporate Parenting Group has met regularly throughout the year and our Rights and Participation Team have continued to attend and support the Borough's Children in Care Council (Skittlz) at the MCPG meetings.
- 2.4. The Corporate Parenting Group has received detailed reports from the Looked After Children's Health Service, the Virtual School and Children's Social Care services about a range of issues and performance during the year. Following the June 2014 elections, a training session was delivered to 20 Council Members regarding the work of the Children in Care Council (Skittlz) to raise awareness. The session was very

well received and attendees reported that they felt their knowledge and understanding of Skittlz, looked after children and their corporate parenting role had increased.

- 2.5. There has been a reduction in the total number of children looked after in care though rates remain relatively higher than we would like, and the demographic profile of the Borough highlights that the number of children is increasing by 2-3% each year. The reduction in the total number of looked after children is therefore a positive trend when considered in this context. Services continue to give close attention to support to families to avoid children coming in to care when safe and appropriate and to consider alternative options.
- 2.6. The number of children placed in residential care has fallen from 45 to 35 over the course of the year as appropriate arrangements have been put in place for moving on in their care plans, with more children and young people placed in family settings and more young people living in semi-independent placements as part of plans to move towards leaving care and adulthood.
- 2.7. The number of children adopted has gone down, though it is still the 3<sup>rd</sup> highest amongst London boroughs, and the number of children being made the subject of Special Guardianship Orders has increased.
- 2.8. A good, and increased, level of performance has been achieved in a number of areas of practice which are important for children looked after in care including reviews on time ensuring that plans are checked and adjusted; Personal Education Plans are in place; health assessments and dental checks undertaken; and visits to children who have been in care longer than one year.
- 2.9. Work will continue to further reduce the number of children who are looked after in care, though this however has to be seen in the context of the borough's population, levels of needs and demand for services.
- 2.10. Achieving adoption with the necessary order through the courts and an adoptive placement within the timescales will continue to present challenges when taking into account the profile of the children whose plan is for adoption and some children being 'hard to place'.
- 2.11. The number of young people who are in employment, education and training is both an achievement and a challenge. It is an achievement when making comparisons with national and statistical comparative performance but still means that there are a significant number of young people who are not in employment, education or training and is therefore an area for continued attention.
- 2.12. Sourcing and sustaining accommodation for young people 18+ also remains continued challenge due to the lack of social housing stock available for care leavers.
- 2.13. The 2016/17 Corporate Parenting Strategy outlines the key priorities for the coming year, with key areas of focus being user engagement, a focus on achieving long-term placement stability (including improving Adoption performance) and increasing the number of young people engaged in education, training and employment.

### **3. Financial Implications**

Implications completed by: Jonathan Bunt, Strategic Director of Finance and Investment

- 3.1 There are no direct financial implications as this is an information report.

### **4. Legal Implications**

Implications completed by: Fiona Taylor, Director of Law & Governance

- 4.1 There are no direct legal implications as this is an information report.

### **5. Other Implications**

- 5.1. **Staffing Issues** - There are no specific staffing issues contained within this report.
- 5.2. **Customer Impact** - The report highlights the areas of service improvement, as well as the areas where performance continues to be addressed.
- 5.3. **Safeguarding Children** - Services are determined to continually improve but such aspirations are an ever-increasing challenge within a local context of growing demand and fiscal austerity.

**Background Papers Used in the Preparation of the Report:** None

#### **List of Appendices:**

Appendix A – Barking and Dagenham Corporate Parenting Annual Report (2015/16)

**London Borough of Barking and Dagenham**

**Corporate Parenting Annual Report for 2015-16**

## **London Borough of Barking and Dagenham**

### **Corporate Parenting Annual Report 2015-2016**

#### **1. Introduction**

- 1.1.** Children who are in care and young people who are leaving care are amongst the most vulnerable and disadvantaged in our community. It is essential that this group of children and young people are provided with the right services and support to address their needs and help them to achieve positive outcomes.
- 1.2.** This report concerns the work of the Corporate Parenting Group of Elected Members and partner agencies from April 2015 to March 2016 about the 'promises' made to children in care aimed at improving outcomes for them. The achievements and challenges from this period are also reported along with setting out priorities for further action.

#### **2. The Corporate Parenting Group and Corporate Parenting Strategy**

- 2.1.** The Corporate Parenting Group has aspirations for children in the care of the Borough and has set out promises as part of fulfilling its roles and responsibilities which are :
  - To make sure you get the best care
  - To look after you and treat you well
  - To help you be healthy
  - To get the best education
  - To be successful in life
- 2.2.** The promises to children in care which have been made to children and young people as part of the Corporate Parenting Strategy. The Corporate Parenting Strategy and Action Plan has been refreshed and agreed with Members in June 2015. This updated strategy sets out the collective responsibilities of the Council and its partners to provide the best possible care and protection for children and young people who are looked after in public care. This then involves a number of actions aimed at achieving improved outcomes. The arrangements in place, work carried out and performance are reported in Appendix 1 below.
- 2.3.** In 2015/16, progress has continued to further strengthen the Corporate Parenting arrangements to ensure strong elected member representation including the Lead Member, through the Members' Corporate Parenting Group.

- 2.4. The local performance dataset provided for the Corporate Parenting Group has been revised and expanded considerably. The report and appended dataset provides an update on numbers and trends, as well as trends in safeguarding, education, employment and health outcomes with benchmarks and analysis. The revised dataset has enabled detailed discussion in strengths and areas in need of improvement.
- 2.5. Over the course of the 2015-16 period the panel has met regularly on a bi-monthly basis attended by elected members and partners from health, social care, leisure services, education and the corporate management team. The Council's Rights and Participation Team have continued to attend and support the Borough's Children in Care Council (Skittlz) at the MCPG meetings.
- 2.6. The Corporate Parenting Group has received detailed reports from the Looked After Children's Health Service, the Virtual School and Children's Social Care services about a range of issues and performance during the course of 2015-16.
- 2.7. After the June 2015 elections a training session for new members was delivered to 20 Council Members regarding the work of the Children in Care Council (Skittlz) to raise awareness. The session was very well attended and received by Members, who reported that they felt their knowledge and understanding of Skittlz, looked after children and their corporate parenting role had increased.

### **3. Children in Care and key trends for 2015-16**

- 3.1. There has been a reduction in the total of children looked after in care from 457 to 418. This means that the rate per 10,000 children has fallen from 77 to 71 but continues to be higher than the London average of 52, national average of 60 and statistical neighbours of 69 per 10,000 children.
- 3.2. The demographic profile of the Borough highlights that the number of children is increasing by 2-3% each year. There are also high rates of domestic violence and deprivation which will impact on families. The reduction in the total number of looked after children is therefore a positive trend when considered in this context. Services continue to give close attention to support to families to avoid children coming in to care when safe and appropriate and consider alternative options.
- 3.3. A total of 344 (82.2%) children were placed in family based care through foster care, placement with adoptive carers or placement with parents. The % of children placed within the Borough has increased from 37.7% at the

year end of 2014-15 to 40% at the end of 2015-16. It is important to note that there are also a lot of foster carers who live in neighbouring boroughs such as Havering. High numbers of children continue to be cared for in family based care within or nearby to the Borough which can be beneficial for the children in maintaining links with family and services, including schools

- 3.4.** The number of children placed in residential care has fallen from 45 to 35 over the course of the year as appropriate arrangements have been put in place for moving on in their care plans.
- 3.5.** More young people are living in semi independent placements – increased from 32 to 39 - as part of plans to move towards leaving care and adulthood.
- 3.6.** There has been a slight decrease - from 67 to 65 - in the number of children who are placed 20 miles plus from home. It is sometimes necessary to place further away to achieve the placement to meet the child's needs.
- 3.7.** The number of children adopted in this period has gone down from 32 in 2014-15 to 27 in 2015-16. This is the 3<sup>rd</sup> highest amongst the London boroughs. Performance, including the timeliness of achieving adoption, has been affected by rulings on cases in the courts and by the challenges in finding a suitable match for children who are hard to place. The adoptions achieved have included numbers of 'hard to place' children who are older, have a disability, are part of a sibling group or from a minority ethnic background.
- 3.8.** The number of children being made the subject of Special Guardianship Orders has increased from 7 in 2010-2011 to 33 in 2015-2016. This is another form of permanency that is considered alongside adoption and long term fostering. The special guardianship arrangements often mean staying within the wider family network or continuity of care from foster carers.
- 3.9.** The figures highlight that Special Guardianship Orders have become increasingly popular within care proceedings. Significant numbers of children have therefore been supported to have plans for permanency through adoption or special guardianship as alternative arrangements to long term care.
- 3.10.** A good, and increased, level of performance has been achieved in a number of areas of practice which are important for children looked after in



care including reviews on time ensuring that plans are checked and adjusted; Personal Education Plans taking place; health assessments and dental checks achieved; and visits to children who have been in care longer than one year

- 3.11.** Despite instability in the staffing in the parts of the services involved each looked after child has an allocated social worker and, when leaving care, a personal adviser. Plans are in place to recruit social workers and reduce the number of agency staff in the children's social care services.
- 3.12.** A fuller breakdown of information regarding children in care including age, ethnicity, gender and type of legal order is attached in Appendix 2 which is the Children in Care dataset for the Corporate Parenting Group.

#### **4. Challenges**

- 4.1.** Work will continue to further reduce the number of children who are looked after in care to achieve a lower rate per 10000 which is closer to that of statistical neighbours at 69 per 10000. This however has to be seen in the context of the borough's population, levels of needs and demand for services.
- 4.2.** Achieving adoption with the necessary order through the courts and an adoptive placement within the timescales will continue to present challenges when taking into account the profile of the children whose plan is for adoption and some children being 'hard to place'.
- 4.3.** There is every indication that the number of special guardianship orders (SGO's ) will continue to grow. It is important that this work is not seen as being secondary to that of adoption as breakdowns of SGO arrangements will be likely to have an adverse impact on children and will have resource implications if children come back into the care of the local authority.
- 4.4.** The number of young people who are in employment, education and training can be seen as both an achievement and a challenge. It is an achievement when making comparisons with national and statistical comparative performance but still means that there is a significant number of young people who are not in employment, education or training and is therefore an area for continued attention.
- 4.5.** Sourcing and sustaining accommodation for young people 18+ remains a continued challenge due to the lack of social housing stock available for care leavers.

- 4.6.** Recruitment of permanent staff has remained as a priority for the services involved during this period and recognising that this can impact on performance in supporting children and young people in care. However on a positive note there is comparative stability within the children in care, leaving care, fostering and adoption services.

## **5. Priorities for 2016-17 within the Corporate Parent Strategy**

- 5.1.** Continuing to recognise the importance of service user views, plans are in place to involve more young people who are care leavers in the Children in Care Council ( Skittlz).
- 5.2.** 'Total Respect' training about children's experience in care and led by young people who are 'care experienced' – is to be arranged for Elected Members and the Corporate Parenting Group.
- 5.3.** A focus on long term placement stability for children through increased management oversight, tracking of individual cases to identify the reasons for any placement breakdown and further guidance and supervision for social workers about permanency planning for children.
- 5.4.** Monitor and improve timescales and performance regarding the placement of children with adoptive families. An action plan is now in place for the Adoption Service for the 2016-17 period which will closely track individual cases and check that the actions necessary to progress adoption are taking place. This is overseen by the Adoption Improvement Group. Members have also requested that adoption is discussed at Scrutiny Panel.
- 5.5.** The arrangements to support carers and children where there is a special guardianship order are to be reviewed to ensure that these can meet needs and help to avoid placement breakdowns.
- 5.6.** Continued attention will be given to performance regarding care plans and pathway plans being up to date and in place
- 5.7.** Children and young people's views are being sought and recorded and arrangements are in place to check this through the work of the Independent Reviewing Officers, through audit as part of a programme of quality assurance work and through arrangements for supervision.
- 5.8.** Work is planned to implement the Health Action Plan regarding looked after children and ensuring initial health assessments, reviews, dental and optical checks.

- 5.9. Further work needs to be undertaken with CAMHS to clarify the pathways for LAC and the Tier 2 resources available to support emotional wellbeing if the criteria for CAMHS is not met. This work has already commenced with a newly appointed Operational Lead for Targeted Children's Services in CAMHS and plans for a dedicated CAMHS LAC social worker.
- 5.10. The introduction of new arrangements for e - Personal Education Plans which will be part of a scheme in which the PEP is reviewed and updated each term with two meetings interspersed with work done on line The Virtual School is leading on this and providing briefing and training to achieve a smooth introduction. PEP champions are in place and available on a session basis for input about children's plans for education. The Virtual School will also continue to focus on ensuring that plans are in place at an early point for children in their pre school year at nursery.
- 5.11. Support will be given by the Virtual School to year 6 and 11 students during key stage/exams and students who have special education needs to fulfil their potential.
- 5.12. Focused attention to improving school attendance for children who are in care led by the Virtual School.
- 5.13. Continuing work to improve EET with close attention to each individual young person's situation and plans alongside creating opportunities in partnership with providers of work, training and education

Joanne Tarbutt ,Group Manager , Services for Looked After Children

Mike Brown, Interim Group Manager, Children's Care and Support Service

17 August 2016

**Appendix 1 : Progress report regarding the promises to children in care for the period 2015-16 – see below**

**Appendix 2 : data set for 2015-16 is attached as separate document**

This page is intentionally left blank

**Progress report regarding the promises to children in care 2015-16**

**Promise 1 : 'To make sure you get the best care'**

1. Children are involved in the Children in Care Council known as Skittlz and they attend the Corporate Parenting Group to put across their views and experience about being in care. This is an important gauge about services being provided and a source of ideas for improvement. They also carry out an annual 'appraisal' of the social work service received and a report is provided for this. The findings are brought to the Corporate Parenting Group and fed back to the service. As an example, business cards have been introduced in response to the appraisal of social workers and the children's request to have contact details of her/his allocated worker and who to contact when that worker is not available.
2. The Children in Care Council is supported by the Children's Rights Officer who also offers a service to support individual children. Arrangements have continued to provide support through the Independent Advocacy Service which is commissioned from Barnardos.
3. Each child in care has a social worker and the service has ensured that 100% of children and young people have an allocated social worker. All young people who are leaving care have a Personal Advisor.
4. Training is in place for carers and workers, including Total Respect training which is run by young people who have care experience and training for foster carers, to support their understanding of the issues for children in care and leaving care.
5. The policy for permanency which has been put in place includes the commitment to placing siblings together when placements are being made and when plans for longer term permanency are agreed. If there are issues about placing siblings then these are further assessed to ensure that plans are based on sound information and if necessary further expertise sought
6. There is a strong regard for arrangements for contact for children so that they are supported, where appropriate, to have contact with family and if not possible for this to be explained. The Contact service provide expertise in this important area of work. Arrangements for contact are checked regularly at the child in care review meetings.
7. As mentioned, each child and young person who is looked after will have regular child in care review meetings at which the plans and arrangements

are checked and altered to meet needs. Each child and young person therefore also has an allocated Independent Reviewing Officer (IRO) for this arrangement. As part of this the IRO seeks the views of the child or young person for the meeting. It is also important that the Social Worker, Carer and other professionals involved share good things which have happened for the child and the IRO and social worker have important roles to fulfil by ensuring that this is achieved for the child.

8. The frequency of the review meetings is monitored and performance reported with 93% of the reviews being completed within timescales. This is an improvement from 87% in 2014-15 and above London (91%), national (90%) and statistical neighbours (88%) for the 2014-15 period.

**Promise 2 : ‘To look after you and treat you well’**

9. Children’s Services has continued to experience changes in social work personnel and recognises the difficulties in this for supporting children in care and building the relationships with them which are so important. There is however greater stability in the workforce in the children in care and leaving care teams which is positive. The service as a whole continues to make strenuous efforts to recruit social workers and achieve the desired workforce stability.
10. Arrangements are in place through a dashboard of performance information to show the frequency of visits by social workers to children so that good standards are maintained and this is regularly monitored by managers. The visits recorded are regarded as a minimum and it is important to note that many children are visited at more frequent intervals depending on circumstances. There are two measures reported for visits to children in care:
  - a) Visits at a minimum frequency of 6 weeks to children for the first year of being in care. Performance for 2015-16 period was 66.5% compared with 84% in the previous year and is clearly identified as needing further attention
  - b) Visits at a minimum of 3 months for children in care and where plan is for long term care. Performance for 2015-16 period showed improvement at 91% compared with 89% in the previous year.
11. All children must have an up to date care plan throughout being in care. All young people who are leaving care should have a pathway plan which is put in place as they approach their 16<sup>th</sup> birthday. The plans are important as these set out the actions identified to meet the individual child and young person’s needs and impact on their outcomes. At the end of the 2015-16 period 94%

had a care plan recorded. Some children had been in care for less than 28 days and would not yet have a plan recorded. 91% of pathway plans for care leavers were up to date as at the end of the 2015-16 period.

12. The stability of placements is very important for children and is a good basis for achieving positive outcomes. There are two measures of placement stability which give information about the moves of placement over periods of time :

a) Short Term placement stability (Former NI 62) - The % of children with three or more placements during the year, fell slightly from 13% (60/457 children) in 2014-2015 to 12% (50/418 children) in 2015- 2016. We are now in line with the London average, but above the Statistical Neighbours average (11%) and National average (10%).

b) Long Term placement stability (Former NI 63) – the % of children in care for at least 2.5 years and in the same placement for the last two years, increased slightly from 59.1% in 2015 (81/137) to 59.9% (82/137) in 2015. However this area of performance is below all comparators – London 66%, SN 69% and National Average 68%. This is a key area of practice activity for action in the 2016-17 period with further attention to the matching of children with carers/placement and guidance for social workers about permanency planning.

13. Reference has been made to the challenges presented in achieving an adoptive placement for children. This is also reflected in the timescales involved where it has taken longer to match and place children in adoptive placements often because of the complexity of the children's needs such as disability, ethnicity or sibling groups. There are two measures about timescales for adoption:

a) The average time between a child entering care and moving in with adoptive family has increased from 731 days in 2014-15 to 769 in 2015-16.

b) The average time between a local authority receiving court authority to place a child and the local authority deciding on a match has increased from 313 days in 2014-15 to 375 days in 2015-16.

Further analysis has been undertaken to understand this area of performance and actions are already in place

### **Promise 3 : 'To help you be healthy'**

14. The Corporate Parenting Strategy recognises the importance of ensuring that children's health needs are addressed and this includes a number of health

related checks. There is a strong partnership arrangement in place with a range of health related service commissioners and providers.

15. There is close working with the designated Doctor and Nurse for Looked After Children. Children in care have initial health assessments within 28 days of admission to care and then review health assessments – every 6 months if child is under 5 and annually if child is over 5. It is important to note that whilst the aim is for all children to benefit from the range of health related checks some children choose not to attend for appointments arranged despite the efforts of those involved. Progress about the checks and any findings are discussed as part of the child's review meeting. Performance about health related checks has been positive with the great majority of children receiving checks :

a) There was an improvement in the number of children receiving medicals which increased from 75% to 82% for children over 2015-16 period

b) There was also improvement in the number of children who have been in care for over one year having up to date health checks – increased from 92% to 94%.

c) Up to date dental checks for children improved from 80% to 85%

d) The number of up to date eye checks for children reduced slightly from 77% to 75.5%

16. The health assessment and review work includes attention to immunisations and ensuring that these have happened and are up to date.

17. Children in care can receive support regarding advice, support and information about substance misuse through the Subwise service which is commissioned by the local authority.

18. Emotional wellbeing and health is a significant issue for many children in care due to their experiences prior to becoming looked after and adjusting to separation from their family. As part of the health assessments, emotional issues are identified as part of the Health Care Plans. Emotional wellbeing is monitored as part of the ongoing annual health checks and at LAC reviews.

19. There are arrangements in place for making a referral to CAMHS and providing a response through screening and an assessment within 28 days. Further work is planned for the coming year about CAMHS support for children in care.



20. Children and young people are encouraged and supported to be active, participate in hobbies, sport and interests which are appropriate to their abilities. Carers are expected to support this as part of their role and responsibilities. There are arrangements in place for allowances for children to do activities and children and young people have further support through leisure passes to the Borough's leisure centres.
21. A support group for children in care is held every Thursday where they can meet other children in care, have fun and be involved in various activities such as dance, music, art and video.

**Promise 4 : 'To get the best education**

22. The Virtual School is an essential service to support children and young people to achieve good outcomes through their education. This is done in a number of ways which include ensuring that children and young people in care have a place at a good nursery or school so that they have the best circumstances to achieve in their education.
23. Another important source of support provided through the Virtual School is to work with the school , designated teacher and social worker for each child and young person to have an up to date Personal Education Plan. By the end of the 2015-16 period a total of 90% of children in care had a Personal Education Plan which was in place and reviewed within the required 6 monthly timescale.
24. Additional funding can be accessed through the Pupil Premium Plus as part of the plan. Arrangements are in place for Education Healthcare Plans to support children and young people with complex needs.
25. The results of tests and exams for children and young people in care from 2015 are shown in the table below.

	2011	2012	2013	2014	2015	Rank /152	Quartile	Latest England Ave LAC
Children looked after Key Stage 2 - % Reading Level 4+	41.0	60.0	63.0	55.0	75.0	31	B	71.0
Children looked after Key Stage 2 - % Maths Level 4+	35.0	53.0	79.0	73.0	67.0	34	B	64.0
Children looked after Key Stage 2 - % Writing Level 4+	-	67.0	68.0	64.0	58.0	50	C	61.0
Children looked after Key Stage 2 - % Reading, Writing & Maths Level 4+	-	47.0	58.0	-	58.0	26	B	52.0
Children looked after Key Stage 2 - % Grammar, Punctuation and Spelling Level 4+	-	-	53.0	-	67.0	14	A	54.0
Children looked after GCSE - % 5+ A*-C	35.7	-	27.3	-	25.0	21	B	18.3
Children looked after GCSE - % 5+ A*-C inc. English & Maths	21.4	-	-	-	-	-	-	13.8

26. These show that the Key Stage 4 results from 2014-15 were above the all England and London results for looked after children. However the national result for 5 x A\*-C stands at 64% so there is still a considerable gap that needs closing. The results are also in the top third of London boroughs for the children's Key Stage 2 results.. Grammar, punctuation and spelling is clearly a strength of our students. Writing appears to be the weakest area and the Virtual School will be liaising with our English Advisory colleagues to ensure that the borough's looked after children students are supported

27. The Virtual School service continues to use a range of approaches to support and improve children's education attainment and attendance. This includes commissioning a mentor for all in borough year 11 students; mentoring through the 'transformed you' service which is run by a former care leaver; purchasing licenses for the iCan Read programme to support reading at home for key stage 2 children; and use of the Beanstalk Project which uses volunteers to support primary schoolchildren

28. The service also takes action to address school attendance and monitor this with a view to making improvements. As at the end of March 2016, attendance in that spring term was

- 37% of students with 100% attendance ( 40% in previous term)
- 71% of students have 95-100% attendance ( 73% in previous term )
- 82% of students have 90-100% attendance ( 86% in previous term)

Attendance for children in care shows fluctuations and needs attention to make improvements. This will include a member of staff at the Virtual School taking lead responsibility regarding attendance.

29. The Council has recognised children and young people in care in its event to celebrate their achievements in November 2015 and which is a very positive experience for all involved. The awards cover a wide range of achievements including formal qualifications at school, college and university, apprenticeships, volunteering, participation in groups and giving back to the community.

**Promise 5: ‘To be successful in life ‘**

30. It is very important to involve children and young people and seek their views about important decisions which affect their lives. Arrangements continue to be in place to promote good practice so that social workers and independent reviewing officers listen to children and young people and take their views in to account when decisions are being taken and plans made.
31. There are a range of measures in place to support young people when leaving care and living independently. Training is in place for carers who can help young people to prepare for living independently. Young people receive a leaving care grant which is specifically tailored as for example to furnishing accommodation when moving to live independently. They are also given support with finding accommodation, including priority status for council provision. As at the end of the 2015-16 period there were 77% of young people who were care leavers and in suitable accommodation – this has reduced from 80% as at the end of 2014-15. It is important to bear in mind that the situation is affected by a number of factors including young people being in custody. We continue to be reliant on private rented market and landlords offering care and support packages to the Local Authority so that there are ‘move on’ plans from foster care and residential children’s homes.
32. There is a ‘staying put’ scheme in place which enables young people to continue to live with carers beyond the age of 18 and avoid a sudden cut off of the arrangements for their support and care. This recognises the more usual situation for young people in which they continue to live at home after the age of 18 and beyond.
33. The council provides a scheme for savings for children and young people in care which they can access when they leave care. This is in addition to the

leaving care grant which is more. Guidance and support is provided about the use of the savings and the leaving care grant by staff in the service and working with the young person.

34. The Corporate Parenting Strategy includes actions to support young people to get in to work through continuing their education, training or finding a job. There is a council wide Employment, Education and Training (EET) strategy in place. Individual pathway plans for young people identify actions tailored to the young person's individual needs which can support and assist them in to opportunities for education, training or work. Work takes place within the Council and with key partners such as the Job Centres and Careers Advice Services.
35. The performance regarding employment, education and training of young people aged 16-21 is monitored and at the end of 2015-16 was 50%. This is a decrease from 54% as at the end 2014-15. This is below the London average of 53% for the 2014-15 period but above the national average of 48% and statistical neighbours average of 48% for that period.
36. In the period of 2015-16 there were 22 young people attending university.



## Members Corporate Parenting Group

Children in Care Dataset 2015/16 Quarter 4

## Glossary

<b>LAC</b>	Looked After Children
<b>LBBB</b>	London Borough of Barking and Dagenham
<b>SN</b>	Statistical Neighbour
<b>PEP</b>	Personal Education Plan
<b>Sec 20</b>	Voluntarily accommodated under Section 20 of the Children Act
<b>Interim Care Order</b>	Gives the local authority parental responsibility on a temporary basis
<b>Full Care Order</b>	Gives the local authority parental responsibility on a permanent basis
<b>Placement Order</b>	Authorises a local authority to place a child with prospective adopters

## LAC Demographic Data

Children In Care Numbers	2011/12	2012/13	2013/14	2014/15	2015/16 Q1	2015/16 Q2	2015/16 Q3	2015/16 Q4	SN Average (14/15)	London Average (14/15)	National Average (14/15)
Number of Children in Care	427	420	458	457	476	432	414	418	n/a	n/a	n/a
Rate per 10,000 aged 0-17 (LBBD Population 59,106)	86.2	76.4	80.4	77.3	80.5	73.1	70	71	69	52	60

Ethnic Breakdown of Children in Care - (Department Of Education Bandings)	2011/12	2012/13	2013/14	2014/15	2015/16 Q1	2015/16 Q2	2015/16 Q3	2015/16 Q4	Under 18 Local Population (%) (14/15)	National Average (14/15)
White British	57.4% (245)	51.9% (218)	52.4% (240)	47.0% (215)	45.0% (214)	46.3% (200)	50.0% (207)	49.8% (209)	n/a	n/a
White Other	5.9% (25)	7.6% (32)	8.1% (37)	9.4% (43)	9.5% (45)	10.9% (47)	9.9% (41)	10.8% (45)	n/a	n/a
Black African	15.0% (64)	15.2% (64)	11.4% (52)	13.6% (62)	15.1% (72)	13.9% (60)	12.3% (51)	13.2% (55)	n/a	n/a
Black Caribbean	2.3% (10)	2.6% (11)	4.8% (22)	3.7% (17)	4.2% (20)	2.5% (11)	3.9% (16)	3.4% (14)	n/a	n/a
Black Other	3.7% (16)	3.6% (15)	2.8% (13)	2.2% (10)	2.5% (12)	2.5% (11)	1.9% (8)	2.2% (9)	n/a	n/a
Asian	5.4% (23)	4.3% (18)	4.4% (20)	7.4% (34)	7.1% (34)	7.9% (34)	6.0% (25)	6.7% (28)	n/a	n/a
Mixed White and Black	5.2% (22)	7.9% (33)	7.6% (35)	7.9% (36)	8.0% (38)	8.3% (36)	8.5% (35)	7.9% (33)	n/a	n/a
Mixed White and Asian	0.9% (4)	1.0% (4)	1.1% (5)	0.9% (4)	0.8% (4)	1.2% (5)	1.0% (4)	0.7% (3)	n/a	n/a
Mixed Other	1.6% (7)	2.6% (11)	2.4% (11)	2.6% (12)	2.7% (13)	2.1% (9)	1.9% (8)	1.9% (8)	n/a	n/a
Other Ethnicity	2.6% (11)	3.3% (14)	5.0% (23)	5.3% (24)	5.0% (24)	4.4% (19)	4.6% (19)	3.4% (14)	n/a	n/a

Ethnic Breakdown of Children in Care (GLA Bandings)	2011/12	2012/13	2013/14	2014/15	2015/16 Q1	2015/16 Q2	2015/16 Q3	2015/16 Q4	Under 18 Local Population (%) (13/14)	National Average for LAC (14/15)
White	63.5 % (271)	59.8% (251)	60.9% (279)	55.8% (255)	54.2% (258)	57.2% (247)	59.9% (248)	60.7% (254)	39.4%	77%
Black African	17.4 % (75)	18.8% (79)	16.2% (74)	17.1% (78)	18.1% (86)	16.9% (73)	15.4% (64)	16.3% (68)	23.9%	5%
Black Caribbean	4.6% (20)	6.4% (27)	8.1% (37)	7.7% (35)	8.2% (39)	7.2% (31)	8.5% (35)	7.4% (31)	2.5%	5%
Black Other	3.7% (16)	3.3% (14)	2.8% (13)	2.6% (12)	3.4% (16)	3.2% (14)	2.7% (11)	2.9% (12)	9.4%	1%
Asian	6.3% (27)	5.2% (22)	4.6% (21)	8.3% (38)	7.9% (38)	9.0% (39)	7.0% (29)	7.4% (31)	20.2%	6%
Other	4.2% (18)	6.4% (27)	7.4% (34)	8.5% (39)	8.2% (39)	6.5% (28)	6.5% (27)	5.3% (22)	4.6%	6%

Age Breakdown of Children in Care	2011/12	2012/13	2013/14	2014/15	2015/16 Q1	2015/16 Q2	2015/16 Q3	2015/16 Q4	Under 18 Local Population (%) (13/14)	National Average for LAC (14/15)
0-4	24.6% (105)	23.1%(97)	23.6% (108)	19.0% (87)	18.5% (88)	15.7% (68)	15.9% (66)	14.4% (61)	33.7%	20%
5-9	19.1% (82)	21.9% (92)	22.3% (102)	21.4% (98)	22.3% (106)	22.9% (99)	21.5% (89)	19.7% (82)	30.0%	21%
10-15	34.3% (146)	35.2% (148)	38.4% (176)	38.8% (177)	36.3% (173)	38.2% (165)	36.3% (150)	37.6% (157)	26.9%	37%
16/17	22.0% (94)	19.8% (83)	15.7% (72)	20.8% (95)	22.9% (109)	23.2% (100)	26.3% (109)	28.3%(118)	9.4%	22%

Gender Breakdown	2011/12	2012/13	2013/14	2014/15	2015/16 Q1	2015/16 Q2	2015/16 Q3	2015/16 Q4	Under 18 Local Population (%) (13/14)	National Average for LAC (14/15)
Male	50.1% (214)	46.9% (197)	49.1% (225)	51.4% (235)	49.8% (237)	49.5% (214)	49.5% (205)	51.1% (213)	51.1%	55.4%
Female	49.9% (213)	53.1% (223)	50.9%(233)	48.6% (222)	50.2% (239)	50.5% (218)	50.5% (209)	48.9% (205)	48.9%	44.6%

As at the end of Q4 15/16, there were 418 looked after children (LAC), a slight increase on position in Q3 (414), but lower than our 14/15 EoY figure of 457. Our rate per 10,000 is 71 at year end 15/16, compared to 77 the year before, which is in line with our statistical neighbours. The White British LAC population has increased from 47% in 14/15 to 50% in 15/16, and White Other from 9% to 11% over the year. Black (27%) and Asian (7%) have remained stable. Compared to the local population, the White LAC population continues to be over represented - 61% of our LAC are classed as 'White', compared to 39% locally. All other ethnicities are under-represented as a result.

Just over a third of the local under 18 population are aged under 5 - as at the end of Q4 2015/16, 14% of our LAC are in this age category - this is a decrease from 19% in 14/15. The percentage of young people aged 16/17 in care has increased from 21% to 28% over the last year- this is higher than the local population (under 10%) and the national average for LAC (22%). The percentage of LAC aged 10-15 fell slightly from 39% to 38% over the year and remains higher than the the local population (27%), but is in line with the national LAC average (37%). Those LAC aged 5-9 is slightly above the national average at 20%. Compared to the local population however, this is an under representation (30%).

As at the end of 15/16, the percentage of looked after children that were male remains at 51%, when compared to to the previous year. This is in line with the local population, but below the national average for LAC (55%).



## Legal Status and Placement Breakdown

Current Legal Status	2011/12	2012/13	2013/14	2014/15	2015/16 Q1	2015/16 Q2	2015/16 Q3	2015/16 Q4	SN Average 14/15	London Average 14/15	National Average 14/15
Sec 20	38.9% (166)	40.5% (170)	30.8% (141)	34.4% (157)	33.6% (160)	30.6% (132)	27.3% (113)	27.8% (116)	33%	42%	29%
Interim Care Order	25.2% (108)	18.6% (78)	24.0% (110)	15.8% (72)	14.7% (70)	14.8% (64)	15.9% (66)	12.2% (51)	12%	9%	11%
Full Care Order	26.5% (113)	27.1% (114)	32.5% (149)	36.3% (166)	38.2% (182)	43.2% (187)	47.8% (198)	52.3% (218)	44%	40%	49%
Placement Order	8.4% (36)	11.2% (47)	11.6% (53)	12.0% (55)	11.3% (54)	8.6% (37)	7.8% (32)	6.3% (26)	10%	8%	11%
Other	0.9% (4)	2.6% (11)	1.1% (5)	1.5% (7)	2.1% (10)	2.8% (12)	1.2% (5)	1.4% (6)	1%	1%	<1%

Current Placement Type	2011/12	2012/13	2013/14	2014/15	2015/16 Q1	2015/16 Q2	2015/16 Q3	2015/16 Q4	SN Average 14/15	London Average 14/15	National Average 14/15
Foster and Kinship Care	77.1% (329)	78.8% (331)	82.5% (378)	74.8% (342)	72.4% (345)	72.7% (314)	74.4% (308)	75.8% (317)	76%	75%	75%
Placed For Adoption	4.0% (17)	3.1% (13)	2.2% (10)	2.8% (13)	3.6% (17)	3.7% (16)	2.9% (12)	1.9% (8)	4%	3%	5%
Placed with Parents	4.4% (19)	4.8% (20)	4.1% (19)	5.0% (23)	5.7% (27)	6.5% (28)	5.5% (23)	4.5% (19)	3%	2%	5%
Residential Care	6.8% (29)	4.5% (19)	4.6% (21)	9.9% (45)	9.9% (47)	8.8% (38)	7.0% (29)	8.4% (35)	14%	15%	12%
Semi Independent	7.5% (32)	8.1% (34)	6.2% (28)	7.0% (32)	8.2% (39)	8.1% (35)	9.2% (38)	9.3% (39)	3%	6%	3%
Other	0.2% (1)	0.7% (3)	0.4% (2)	0.5% (2)	0.2% (1)	0.2% (1)	1.0% (4)	0.0% (0)	1%	<1%	<1%

% of children placed In Borough	34.9% (149)	35.5% (149)	32.8% (150)	37.7% (172)	38.6% (184)	37.5% (162)	38.4% (159)	40.0% (167)	n/a	n/a	n/a
% of children placed out of Borough	61.1% (261)	61.2% (257)	64.8% (297)	59.5% (272)	57.8% (275)	58.8% (254)	58.7% (243)	58.3% (243)	n/a	n/a	n/a
% of children placed for adoption (undisclosed location)	4.0% (17)	3.3% (14)	2.4% (11)	2.8% (13)	3.6% (17)	3.7% (16)	2.9% (12)	1.7% (7)	n/a	n/a	n/a
% of Children placed 20 miles plus from home	14.8% (63)	15.5% (65)	14.4% (66)	14.7% (67)	15.5% (74)	16.4% (71)	16.4% (68)	15.6% (65)	20%	18%	18%

The number of children accommodated under Section 20 has fallen to 28% in 15/16 , compared to 34% in 14/15. This is below all comparators. The percentage of LAC on an Interim Care Order is 12% which is in line with the national and SN average, and lower than 14/15 (16%). There has been an increase in LAC that are on a Full Care Order - 52% in 15/16 compared to 36% in 14/15, which is above all comparators. The number of LAC on Placement Orders has decreased from 12% in 14/15 to 6% in 15/16 - below all comparators.

The percentage of LAC placed with foster carers has increased slightly to 76% compared to 75% in 14/15. This is in line with national and SN averages. The number of children placed for adoption has fallen to 2% (8 Children) compared to 13 children last year. Around 5% of LAC are placed with parents, which is slightly higher than London and SN benchmarks. Residential Care has decreased to 35 (8%) children as of the end of 15/16 compared in 45 children (10%) in 14/15 which is below national and SN averages (12% and 11% respectively).

The proportion of looked after children placed within borough has increased over the year from 38% to 40%. 16% of our LAC are placed 20 miles or more from home, which is slightly below National, SN and London averages.

## Local Performance

	2011/12	2012/13	2013/14	2014/15	2015/16 Q1	2015/16 Q2	2015/16 Q3	2015/16 Q4
Number of children coming into care	240	245	314	275	69	48	47	55
Number of children coming into care on Police protection	80	103	134	69	18	11	14	11
Number of Children Leaving care	223	247	272	281	50	85	61	47

	2011/12	2012/13	2013/14	2014/15	2015/16 Q1	2015/16 Q2	2015/16 Q3	2015/16 Q4
Percentage of Children in Care allocated to a social worker	100.0%	100.0%	100.0%	100.0%	100.0%	100.0%	100.0%	100.0%
Percentage of Children in Care for whom 3 monthly visits are up to date	89.6%	82.5%	89.2%	90.7%	90.3%	90.1%	87.7%	89.2%
Percentage of Children in Care for whom 6 weekly visits are up to date	74.3%	73.8%	69.8%	84.1%	66.7%	63.5%	67.0%	66.5%
Percentage of all Children in Care with a PEP review in timescale	74.5%	74.8%	77.4%	88.2%	91.2%	87.1%	77.7%	89.7%
Percentage of Children in Care with up to date dental checks	78.4%	60.1%	95.5%	80.2%	70.4%	76.5%	71.8%	85.0%
Percentage of Children in Care with up to date medicals	89.0%	65.6%	91.3%	75.2%	71.6%	64.7%	74.8%	82.3%
Percentage of Children in Care with up to eye checks	57.4%	57.8%	74.4%	77.2%	77.4%	77.9%	77.1%	75.5%
% children who have been in care for a year of more with up to date health checks	94.2%	71.2%	94.7%	91.8%	82.0%	72.4%	73.8%	94.2%
Care Leavers with an up to date Pathway plan	89.8%	88.3%	99.3%	98.7%	97.7%	96.1%	90.1%	90.9%

Length of time Children have been in care	2011/12	2012/13	2013/14	2014/15	2015/16 Q1	2015/16 Q2	2015/16 Q3	2015/16 Q4
Less than 1 month	3	14	26	26	20	15	15	12
1-6 months	68	64	95	92	102	61	50	63
6 months to 1 year	73	63	77	50	55	78	73	49
1 year to 2 years	108	84	58	92	93	67	62	77
2 to 4 years	94	105	104	81	76	83	89	89
4-8 Years	57	68	75	90	102	111	102	103
8 years plus	24	23	23	26	28	17	23	24

The number of children coming into care decreased in 15/16 - 219 compared to 275 in 14/15. The number of children entering care on police protection was 54 in 15/16, representing 24% of all admissions. This compares to 69 children in 14/15 (25% of all children entering care).

All of our LAC are allocated to a social worker. LAC visits remain below target with 89% of 3 monthly visits and 67% of 6 weekly visits completed within timescales. The number of PEP reviews completed in time has increased to 90%, compared to 78% in Q3 and slightly higher than the 88% reported in 14/15. The percentage of LAC in care for a year or more with an annual health check has increased to 94% in 15/16- compared to 92% in 14/15. Medical performance for all children has decreased from 89% to 82% over the year, although dental checks have increased from 80% to 85% during the same period. 91% of care leavers had an up to date pathway plan as at end of 15/16, a decrease from the 99% reported in 14/15.

As at the end of 15/16, 70% of our LAC have been in care for over a year, which is higher than the 14/15 figure of 63%.

## Key Performance Indicators (former National Indicators)

Former National Indicators	2011/12	2012/13	2013/14	2014/15	SN Average (14/15)	London Average (14/15)	National Average (14/15)	2015/16 Q1	2015/16 Q2	2015/16 Q3	2015/16 Q4	Targets
Children who have had 3 or more placements in the financial year	12.6%	9.3%	10.7%	13.1%	11%	12%	10%	1.1%	3.9%	7.7%	12.0%	<10%
Children aged under 16 who have been in care for at least 2.5 years and in the same placement for 2 years	66.0%	74.8%	66.4%	59.1%	69%	66%	68%	70.3%	64.7%	61.8%	59.9%	70-75%
Children in care reviews completed within timescales	86.0%	82.1%	79.9%	87.4%	88%	91%	90%	96.2%	92.5%	89.7%	93.4%	>95%
Placed for Adoption Timing	63.6%	66.7%	52.9%	59.4%	78%	77%	74%	50.0%	75.0%	66.7%	55.5%	70-75%
Care leavers in employment, education or training	40.4%	56.4%	51.6%	54.4%	48%	53%	48%	52.0%	43.3%	45.2%	50.2%	55-60%
Care Leavers in Suitable Accommodation	87.2%	92.3%	80.5%	79.9%	81%	83%	81%	76.0%	71.2%	73.2%	76.7%	85.0%

As of the end of 15/16, 50 Children have had 3 or more placements (12.0%), compared to 60 children (13.1%) in 14/15. Our long term placement stability performance has increased slightly to 60% compared to 59% last year and remains below SN and national averages. LAC reviews completed within timescale has increased from 87% to 93% over the year and is above comparative figures. Adoption timeliness has fallen to 56% - a total of 27 children have been adopted in 15/16, compared to 32 in 14/15.

50% of care leavers were in education, employment or training (EET) as at the end of 15/16, which is below the 14/15 figure of 54%. Performance is in line with the national average. 77% of care leavers were in suitable accommodation in 15/16, compared to 80% in 14/15.

This page is intentionally left blank

## Assembly

**30 November 2016**

<b>Title:</b> Safeguarding Adults Board and Safeguarding Children's Board Annual Reports	
<b>Report of the Cabinet Member for Social Care and Health Integration</b>	
<b>Open Report</b>	<b>For Information</b>
<b>Wards Affected:</b> All	<b>Key Decision:</b> No
<b>Report Author:</b> Anne Bristow, Deputy Chief Executive and Strategic Director of Service Development and Integration	<b>Contact Details:</b> Tel: 020 8227 2300 E-mail: anne.bristow@lbbd.gov.uk
<b>Accountable Director:</b> Anne Bristow, Deputy Chief Executive and Strategic Director of Service Development and Integration	
<p><b>Summary:</b></p> <p>Local Safeguarding Adult Boards (SAB) and Local Safeguarding Children Boards (LSCBs) have a statutory obligation to compile and publish an Annual Report and to provide this to me as the Chair of the local Health and Wellbeing Board. The reports are expected to provide an assessment of the effectiveness of local arrangements to safeguard and promote the welfare of vulnerable adults and children respectively and these reports were considered by our Health and Wellbeing Board on 22 November 2016. Cabinet also considered the Safeguarding Children's report at its October meeting.</p> <p>The Annual Reports highlight the work of the Safeguarding Adults Board (SAB) and Local Safeguarding Children Board (LSCB) between April 2015 and March 2016. They set out the key achievements, work of the partners and future priorities and seek to demonstrate how the Safeguarding Boards have worked to improve the protection of vulnerable adults and children across Barking and Dagenham.</p> <p>The Safeguarding Annual reports are published on behalf of the LSCB and SAB partnerships and are an opportunity to celebrate the achievements of 2015 - 16 and plan for the year ahead. The annual reports contain contributions from a range of organisations who are involved in safeguarding vulnerable adults and children in Barking and Dagenham.</p> <p>Partners have worked successfully together over the past year. The statutory partners have provided financial resources to support the SAB and the LSCB to fulfil their functions and to support the undertaking of Safeguarding Adult Reviews (SARs) and children's Serious Case Reviews.</p>	
<p><b>Recommendation(s)</b></p> <p>Assembly is recommended to:</p> <ul style="list-style-type: none"> <li>(i) receive the Safeguarding Adults Board and Safeguarding Children's Board Annual Reports, and</li> <li>(ii) comment on the reports and the safeguarding arrangements in place in the borough.</li> </ul>	

**Reason(s)**

For the Assembly to have an opportunity to consider and comment on the work of both the Safeguarding Adults Board and Safeguarding Children's Board.

**1. Introduction and Legislative Background****1.1 Safeguarding Adults Board**

The Care Act 2014 requires that local partners must co-operate around the protection of vulnerable adults at risk of abuse or neglect. Although the SAB has been operating for a number of years the Care Act put it on a statutory footing. The statutory partners are the Local Authority, the Police and the Clinical Commissioning Group (CCG) and other Board members include the chairs of the sub committees and advisors.

**1.1.1 The objectives of the SAB are to:**

- ensure that local safeguarding arrangements are in place as defined by the Care Act 2014;
- embed good safeguarding practices, that put people at the centre of its duties;
- work in partnership with other agencies to prevent abuse and neglect where possible;
- ensure that services and individuals respond quickly and responsibly when abuse or neglect has occurred; and
- continually improve safeguarding practices and enhance the quality of life of adults in the local area.

**1.2 Local Safeguarding Children Board (LSCB)****1.2.1 Section 14 of the Children Act 2004 and Working Together to Safeguard Children 2015 set out the statutory objectives and functions for an LSCB as follows:**

- To coordinate what is done by each person or body represented on the Board for the purposes of safeguarding and promoting the welfare of children in the area; and
- To ensure the effectiveness of what is done by each such person or body for those purposes.

**1.2.2 Regulation 5 of the Local Safeguarding Children Boards Regulations 2006 sets out that the functions of the LSCB, in relation to the above objectives under section 14 of the Children Act 2004, are as follows:**

- developing policies and procedures for safeguarding and promoting the welfare of children in the area of the authority, including policies and procedures in relation to:
  - > the action to be taken where there are concerns about a child's safety or welfare, including thresholds for intervention;
  - > training of persons who work with children or in services affecting the safety and welfare of children;



- > recruitment and supervision of persons who work with children;
- > investigation of allegations concerning persons who work with children;
- > safety and welfare of children who are privately fostered;
- > cooperation with neighbouring children's services authorities and their Board partners.

- communicating to persons and bodies in the area of the authority the need to safeguard and promote the welfare of children, raising their awareness of how this can best be done and encouraging them to do so.
- monitoring and evaluating the effectiveness of what is done by the authority and their Board partners individually and collectively to safeguard and promote the welfare of children and advising them on ways to improve.
- participating in the planning of services for children in the area of the authority; and
- undertaking reviews of serious cases and advising the authority and their Board partners on lessons to be learned.

1.2.3 Regulation 5 (2) which relates to the LSCB Serious Case Reviews function and regulation 6 which relates to the LSCB Child Death functions are covered in chapter 4 of the Working Together to Safeguard Children guidance. Regulation 5 (3) provides that an LSCB may also engage in any other activity that facilitates, or is conducive to, the achievement of its objectives.

1.2.4 In order to fulfil its statutory function under regulation 5 an LSCB should use data and, as a minimum, should:

- assess the effectiveness of the help being provided to children and families, including early help;
- assess whether LSCB partners are fulfilling their statutory obligations;
- quality assure practice, including through joint audits of case files involving practitioners and identifying lessons to be learned;
- monitor and evaluate the effectiveness of training, including multiagency training, to safeguard and promote the welfare of children.

1.2.5 In 2015/16 the government issued additional guidance to all LSCBs in respect of radicalisation and extremism which needs to be recognised as a safeguarding issue and should be included in the quality assurance work undertaken by the Board. Additionally the government contacted all LSCB Chairs and Chief Executives of Councils in 2015 following publication of the Jay report reinforcing the importance of ensuring robust responses to Child Sexual Exploitation.

### **1.3 Publication of Annual Reports**

1.3.1 The Chair of the LSCB and SAB must publish an annual report on the effectiveness of safeguarding and promoting the welfare of children and vulnerable adults in the local area (this is a statutory requirement under section 14A of the Children Act 2004 and the Care Act 2014). The annual reports should be published in relation to the preceding financial year and should fit with local agencies' planning, commissioning and budget cycles. The reports should be submitted to the Chief Executive, Leader of the Council, the local police and crime commissioner and the Chair of the Health and Wellbeing Board.

1.3.2 All partners were consulted as part of the development of the report process and the Annual Reports have been agreed and signed off by the SAB on 21<sup>st</sup> September and the LSCB on 22<sup>nd</sup> September. All member agencies of the SAB and LSCB have contributed to the reports which are now public documents.

#### **1.4 Oversight of Safeguarding work**

1.4.1 Within the Council the Corporate Assurance Group are kept abreast of developments around safeguarding issues on a monthly basis. The Leader and I meet on a quarterly basis with the Independent Chair, the Chief Executive, the Strategic Director for Service Development and Integration and her Operational Directors for Care and Support to satisfy ourselves about our safeguarding functions and provide challenge and support.

#### **1.5 Community impact**

1.5.1 The work of the statutory partners and wider agencies have an impact on how we commission and provide services to protect vulnerable children, young people and adults. The engagement of the local community in the work of the safeguarding boards is critical to partners understanding the safeguarding issues they face.

### **2. Safeguarding Adults Board Annual Report**

2.1 This is the second Annual Report that has been produced by the Safeguarding Adults Board under its statutory status. Taking into account the feedback received and discussions with regards to the 2014-15 annual report, the chapters are themed around the six safeguarding principles which are accountability, empowerment, protection, prevention, proportionality and partnership. There is information about the activity of the Board and of partner agencies. These follow a foreword by the Independent Chair of the Board, information about the Board structure and its committees and safeguarding data. There is also an account of the outcomes and recommendations from the Safeguarding Adult Review that was undertaken by the Board, information around the learning and development undertaken by the Board and partner organisations in relation to safeguarding, a statement from Healthwatch and a chapter around the Board's priorities for the coming year.

#### **2.2 Key Achievements for the Safeguarding Adults Board 2015 – 2016**

##### **2.2.1 Public Awareness Raising:**

Work to raise the awareness of safeguarding issues included the relaunch of the 'I Care' Campaign to raise the profile of vulnerable adults at risk of abuse to support concerns to be raised by local communities and professionals. Leaflets and posters were produced and have been distributed to partner organisation and it has a presence on the safeguarding website.

##### **2.2.2 Safeguarding Performance:**

The annual report summarises performance during 2015/16 in the 'safeguarding at a glance' chapter.

In summary, for the year, the Council received and processed 1,362 alerts. 492 of these concerns were progressed to an enquiry and 87 resulted in safeguarding investigations. The number of alerts is comparable to the previous year, however a higher number of cases were progressed to the enquiry stage.

The Performance and Assurance committee is developing a performance framework to assist the Board in understanding safeguarding issues across partner organisations and in the community and to highlight areas of risk and concern.

### **2.2.3 Safeguarding Adults Reviews:**

The Safeguarding Adults Board has a duty to carry out Safeguarding Adult Reviews (SARs) where an adult in the local authority area:

- Has died as a result of abuse or risk (either known or suspected) and there are concerns that partner organisations could have worked together more effectively to protect that adult; or
- Has not died but the Safeguarding Adults Board knows or suspects that an adult has experienced serious abuse or neglect.

Each member of the Safeguarding Adults Board must co-operate and contribute to the review. The recommendations of a Safeguarding Adults Review must be reported in the Safeguarding Adults Board's Annual Report. A robust SAR process is now in place for the consideration of cases.

In 2015/16 one Safeguarding Adult Review was undertaken. This concluded and reported to the SAB in December 2015 and is reported in the annual report. A learning event was undertaken to share outcomes with practitioners from across all partner agencies. The review made a number of recommendations and the action plan has been monitored by the Safeguarding Adult Review committee. The actions are almost all complete. The SAB itself and its SAR committee lead on embedding the learning from SARs across all partner agencies.

So far in 2016/17 a number of cases have been considered via the SAR process. Two SARs have been commissioned along with a Single Agency Management Review.

### **2.2.4 Strategic Plan:**

A three year strategic plan has been developed which includes actions for the Board overall and the committees. The actions are set out under the safeguarding principles and the strategic objectives. The actions form part of the committee's work plans and updates against the actions are reported to the SAB every 6 months. The plan will be refreshed on an annual basis.

## **2.3 Multi Agency Safeguarding Adults Policies & Procedures**

- 2.3.1 The SAB signed up to the Multi Agency Safeguarding Policies and Procedures in March 2016. The Board has since developed an action for implementation of these.

## **2.4 SAB Priorities for 2016 – 17**

2.4.1 The SAB has set a number of priorities for 2016/17. These were discussed and endorsed at the SAB development session in April 2016. The key areas the SAB will be focussing on in 2016/17 are:

- Making Safeguarding Personal (MSP) – It is recognised that some development is required to be confident that Barking and Dagenham and its partners have fully embedded the principles of MSP. The ADASS roadmap has been adopted to guide further work.
- Mental Capacity Act (MCA) Compliance – although a considerable amount of MCA training has taken place with staff across all agencies, there is still some way to go in raising the confidence of staff to undertake MCA assessments.
- Learning from SARs – The SAB will continue to lead on embedding the learning from SARs and other reviews across all agencies.
- Joint safeguarding training – The SAB will lead on providing joint training opportunities across partner agencies.
- Performance Framework – the development of a performance management framework is a key focus to assist the Board in understanding safeguarding issues across partner organisations and in the community and to highlight areas of risk and concern.

## **3. Local Safeguarding Children’s Board Annual Report**

3.1 The LSCB Annual report provides an account of the work of partners in safeguarding children across Barking and Dagenham. The report sets out the demographics and associated safeguarding issues facing children – poverty, domestic abuse and child sexual exploitation (CSE). A safeguarding snap shot provides the context for the partnership response to safeguarding work across Barking and Dagenham. The report focuses on the Effectiveness of Safeguarding Arrangements in Barking & Dagenham, Early Intervention and Domestic Violence. We describe the partnership response to CSE, Children Missing Home, Care and Education and Prevent.

### **3.2 Key Achievements for the Safeguarding Children’s Board 2015 - 2016**

#### **3.2.1 Engagement of Children and Young people:**

The Young People’s Safety Group enables children from senior schools across the borough to meet each term to discuss safeguarding issues identified by them. These have included mental health issues, sexual health and CSE and Prevent. The board engage in Young People’s Takeover Day and last year saw young people manage the LSCB board meeting giving them with the opportunity to challenge partners about safeguarding in Barking and Dagenham. Young People are leading Takeover Day for the LSCB again this year.

#### **3.2.2 Children Missing from Home, Care and Education:**

Going missing is a dangerous activity. There are particular concerns about the links between children running away and the risks of sexual exploitation, gangs and radicalisation. The LSCB has strengthened its oversight of the work of

partners to identify and protect children missing. The figures show that most children who go missing do so repeatedly continuing to put themselves at risk.

### **3.2.3 Early Help:**

The report highlights the increasing number of contacts to children's social care but a drop in the number of referrals by 21% due to effective screening at the MASH and the provision of early help services.

The significant volume of Merlins (contacts from the Police) has led to positive collaborative working between Children's Social Care, Police and Early Help services. In particular, where there are concerns around low level domestic abuse, arrangements are now in place to visit and offer support at a Tier 2 level before considering a referral.

### **3.3 Child Death Overview Panel (CDOP) and Serious Case Reviews (SCRs)**

3.3.1 There is a summary of the work of the Child Death Overview Panel which considers circumstances relating to the deaths of children and a section which describes Serious Case Reviews (SCRs). These are initiated where abuse or neglect of a child is suspected and the child has died or has been seriously harmed. One SCR commenced in the borough during the year and actions were taken in response to another one which was completed earlier. Key learning from the SCR were about:

- information sharing between professionals;
- compliance with procedures – national and local;
- the 'invisible' father;
- professional optimism; and
- disguised compliance.

3.3.2 The report concludes that the LSCB has a good overview of practice which protects and safeguards children and young people, has worked well to anticipate and respond to significant issues affecting their lives and has challenged LSCB members to promote the best outcomes for children and young people.

3.3.3 The report highlights areas where further development is required. These areas are reflected in the 2016/17 Safeguarding Business Plan which informs the current activities of the LSCB. Current priorities will respond to the need to continue to improve local practice in relation to national issues such as female genital mutilation, child sexual exploitation, children who go missing and radicalisation of young people.

3.3.4 In Line with Working Together 2015 the LSCB ensures that learning from reviews and audit is shared and discussed across the partnership. Workshops for the serious case reviews enabled over 300 practitioners and managers to come together to reflect on the recommendations identified in the reviews and consider the implications for their practice.

### **3.4 LSCB Priorities for 2016 – 17**

3.4.1. Based upon a review of progress to date as reflected in the report, the LSCB has identified its priorities for the current year which are listed at the end of the report and reflected in the 2016/17 Safeguarding Business Plan. The intention is to continue to address and make progress with these priorities whilst responding to emerging issues. These are developed through the strategic plan and work plans of the sub committees of the LSCB. The chairs of the sub committees meet with the LSCB chair six times a year to review progress and identify areas for development and joint working.

- Board members are assured that arrangements are in place to identify and safeguard groups of children who are particularly vulnerable.
- Board partners will own and share accurate information which informs understanding of safeguarding practice and improvement as a result.
- The Board will see children and young people as valued partners and consult with them so their views are heard and included in the work of the LSCB.
- Arrangements for Early Help will be embedded across agencies in Barking and Dagenham who work with children, young people and their families.
- Board partners will challenge practice through focused inquiries or reviews based on performance indicators, practitioner experience and views from children and young people. Collectively we will learn and improve from these reviews.

## **4. Financial Implications**

Implications completed by: Katherine Heffernan, Group Finance Manager

4.1 All statutory partners have contributed to the budget for the LSCB and SAB. In addition, resources have been received from the wider partnership of the LSCB which are reported on in the LSCB annual report.

## **5. Legal Implications**

Implications completed by: Eirini Exarchou, Senior Solicitor

5.1 The Health and Wellbeing Board is asked to review and take note of the LSCB and SAB's annual reports which aims to provide a rigorous and transparent assessment of the performance and effectiveness of local services throughout the past year.

5.2 The legislative framework for the contents of the report for the SAB is set out in the Care Act 2014 which has been mentioned above. The annual report must contain details of the reviews that have been undertaken, what it has done to meet its strategy, objectives and any findings of reviews of past years. The report submitted to this Board fulfils those criteria.

5.3 The legislative framework for the contents of the report for the LSCB is set out in the Children Act 2004 and 'Working Together to Safeguard Children' (2015). The report should identify areas of weakness, the causes of those weaknesses and the action being taken to address them; lessons from reviews undertaken within the reporting period; how the LSCBs partners' respond to child sexual exploitation; how to promote service improvement for vulnerable children and families; data on

children missing from care, and how the LSCB is addressing the issue. The report should also list the contributions made to the LSCB by partner agencies and details of what the LSCB has spent, including on Child Death Reviews, Serious Case Reviews and other specific expenditure such as learning events or training. The Annual Report should be published on the local LSCBs website and is drawn to the attention of the Health and Wellbeing Board, the Police and Crime Commissioner, the local authority Chief Executive and the Leader of the Council. The reports provided to this Board fulfil those requirements.

## **6. Risk Management**

- 6.1 An LSCB and SAB must be established for every local authority area. The LSCB and SAB have a range of roles and statutory functions including developing local safeguarding policy and procedures and scrutinising local arrangements.
- 6.2 The Local Safeguarding Children Board is a significant source of external assurance to the Council concerning the effectiveness of its Child Protection arrangements. Section 13 of the Children Act 2004 requires each local authority to establish a Local Safeguarding Children Board (LSCB) for their area and specifies the organisations and individuals that should be represented on LSCBs.

## **7. Crime and Disorder**

- 7.1 The Safeguarding Boards have links to the Community Safety Partnership Board and there is representation on the Boards from the Police Borough Commander.
- 7.2 Other representatives from the Police sit on the sub committees. For each Safeguarding Adult Review and Serious Case Review that is undertaken a Police Officer from the specialist central safeguarding adult review and children review unit is allocated to the case.

**Background Papers Used in the Preparation of the Report: None**

### **List of Appendices:**

- Appendix 1** Safeguarding Adults Board Annual Report 2015 – 16
- Appendix 2** Safeguarding Children Board Annual Report 2015 – 16

This page is intentionally left blank





# **Barking and Dagenham Safeguarding Adults Board**

**Annual report  
2015 – 16**



---

# Contents

---

	<b>SECTION</b>	<b>PAGE</b>
<b>Foreword</b>	<b>1</b>	<b>4</b>
<b>Introduction</b>	<b>2</b>	<b>6</b>
<b>The Board and Committees</b>	<b>3</b>	<b>7</b>
<b>Safeguarding at a Glance</b>	<b>4</b>	<b>8</b>
<b>Accountability</b>	<b>5</b>	<b>9</b>
<b>Empowerment</b>	<b>6</b>	<b>11</b>
<b>Protection</b>	<b>7</b>	<b>14</b>
<b>Prevention</b>	<b>8</b>	<b>19</b>
<b>Proportionality</b>	<b>9</b>	<b>21</b>
<b>Partnership</b>	<b>10</b>	<b>23</b>

**Appendix 1**

<b>Safeguarding Adult Reviews</b>	<b>11</b>	<b>25</b>
<b>Learning and Development</b>	<b>12</b>	<b>27</b>
<b>Working with Healthwatch</b>	<b>13</b>	<b>28</b>
<b>Priorities For 2016/17</b>	<b>14</b>	<b>29</b>
<b>Further Information About Safeguarding</b>	<b>15</b>	<b>31</b>

# Foreword

# 1



## Foreword by Sarah Baker, Chair of the Barking and Dagenham Safeguarding Adults Board

During this year the Barking and Dagenham Safeguarding Adults Board (SAB) has worked to implement the requirements of the Care Act 2014.

The executive board whose membership comprises of the statutory partners – the Local Authority, the Clinical Commissioning Group and the Police have all shown commitment through attendance at both board and committee meetings and training and development sessions. Statutory partners have also provided financial resources to support the SAB fulfil its functions and to support the undertaking of SARs.

The SAB has been supported by the Chief Executive of the London Borough of Barking and Dagenham and the Cabinet Member for Social Care & Health Integration with whom I meet on a regular basis.

The Multi Agency Safeguarding Policy and Procedures were launched in March 2016 and all board members signed up to implementing these across their organisations. This included ensuring practitioners and managers engaged in Care Act training. During the year I have had the opportunity to work alongside front line practitioners.

An example has been working with the officers visiting care homes to gain greater insight into how the council works in partnership to support care homes to provide high quality care and monitor those, where the Care Quality Commission have inspected and identified areas for development.

The Performance and Assurance committee have been developing a performance framework to help the Board understand the quality of service delivery across the partnership. It is recognised that there is still much to do to provide assurance to the board and in turn the local community around safeguarding issues.

The SAB has three committees to support its work and these are the Safeguarding Adults Review (SAR) committee, the Learning and Development (L&D) Committee and the Performance and Assurance (P&A) committee. All have challenging work plans which support the SAB to deliver its agenda through the strategic plan.

This year the SAR committee has overseen the commissioning of a Safeguarding Adult Review – the first under the auspices of the Care Act. This has provided the SAB with the opportunity to review its procedures for undertaking SARs and to strengthen and enhance assurance regarding open and transparent work and engagement with clients and families.

The Learning and Development committee has developed a revised communication strategy to facilitate the Board reaching out to the community and to ensure that all organisations working with vulnerable adults are engaged in SAB activities.

The SAB launched its second iCare campaign to raise awareness of vulnerable adults in the local community.

As independent chair of both the Safeguarding Adults Board and the Local Safeguarding Children's Board we have continued to strengthen joint working between the two boards recognising the vulnerabilities of families and issues relating to safeguarding.

In addition membership of the Health and Wellbeing Board allows for my involvement in debate and discussion regarding future service commissioning and provision and allows me to ensure safeguarding is an integral part of all service development.

As partners work to deliver high quality services within challenging financial situations the SAB partners have worked together to ensure safeguarding vulnerable adults and families is not compromised.

I would like to take this opportunity to thank all partners of the SAB for their continued commitment to the work of the board and I look forward to working in partnership over the coming year.

# Introduction

## 2

The Care Act 2014 came into force on 1<sup>st</sup> April 2015. The Act introduced new requirements for safeguarding adults and the arrangements that each locality must have in place to ensure that vulnerable people are protected from the risk or abuse or neglect. Some of these new requirements are directly relevant to the Barking and Dagenham Safeguarding Adults Board (SAB).

As a result of the Care Act, the SAB was reviewed and has now been working as a statutory body throughout 2015/16. The local authority, Clinical Commissioning Groups and the Police are all required by law to be members of the SAB and other partners are encouraged to engage with the SAB work.

The SAB must publish an Annual Report each year as well as a Strategic Plan.

In addition the SAB has a statutory duty to carry out Safeguarding Adult Reviews (SAR) where an adult in the local authority area:

- Has died as a result of abuse or risk (either known or suspected) and there are concerns that partner organisations could have worked together more effectively to protect that adult.
- Has not died but the SAB knows or suspects that adult has experienced serious abuse or neglect

The implementation of recommendations and action plans from a SAR must be reported in the Annual Report, including any decision not to implement any recommendation. One SAR was commissioned during 2015/6 and an overview is given on page 25.

This Annual Report of the Barking and Dagenham SAB looks back on the work undertaken by the SAB throughout 2015/16. and provides an account of the work of the SAB including successes, challenges and priorities for the coming year.

Over the past year partnership working, co-operation and involvement in adult safeguarding has been strengthened. Some of the successes include the re-launch of the iCare campaign, signing up to the Multi Agency Safeguarding Policies and Procedures, strengthening of the committees and their work programmes, undertaking of the first Safeguarding Adult Review under the Care Act an integrated approach to nursing and residential home inspection and the various joint learning events that have taken place across the partnership.

The Care Act identifies 6 key principles that should underpin all safeguarding work, These are accountability, empowerment, protection, prevention, proportionality and partnership. We will discuss the SAB's achievements, successes and challenges for the coming year in more detail in this annual report.

# The Board and Committees

The Barking and Dagenham Safeguarding Adults Board is made up of the following statutory partners:

- The Local Authority (representing senior adult social care management, Housing and Children’s Services)
- The Borough Police
- The Clinical Commissioning Group (CCG)
- And the Chairs of Sub Committees

In addition, the SAB Board may invite other organisations or individuals to attend and speak at their meetings where they have contributions to make.

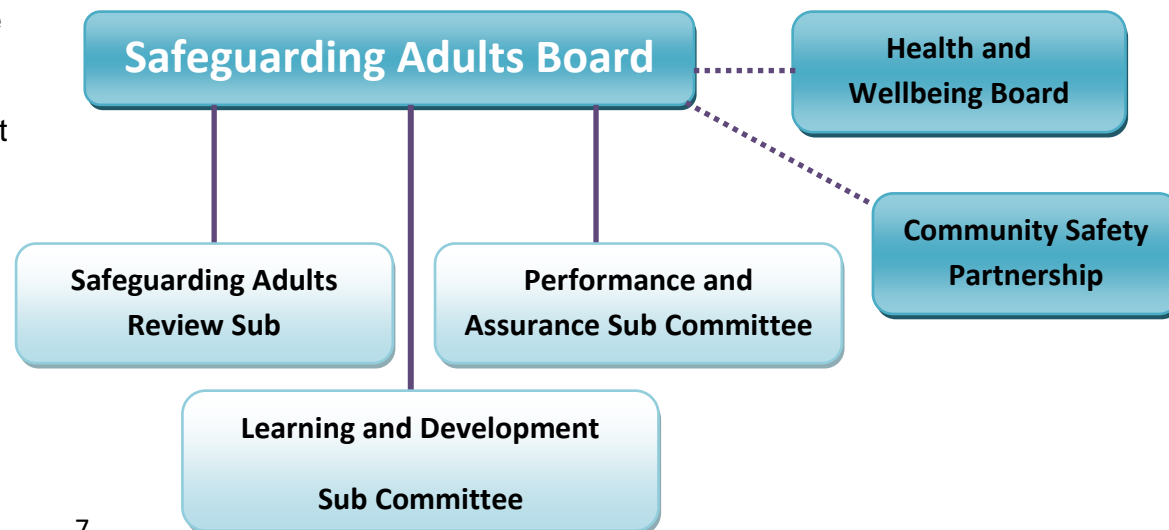
The SAB Executive has three standing groups, which are chaired by different organisations:

- Safeguarding Adults Review Committee (chaired by Adult Social Care)
- Learning and Development Committee (chaired by North East London Foundation Trust)
- Performance and Assurance Committee (chaired by the Clinical Commissioning Group)

The Chair of each committee is responsible for:

- Developing a work programme which will be incorporated into and monitored through the SAB strategic plan
- Reporting on the progress of the group’s work to the SAB
- Resourcing the meetings of the group
- Ensuring that the membership of the group draws in the required experience from relevant organisations and community groups or professionals.

Time limited Task and Finish Groups can also be established by the SAB to undertake specific pieces of work and report back to the Sub Committees or directly to the Board.



# Safeguarding At A Glance

4

Accountability

Empowerment

Protection

Prevention

Proportionality

Partnership

## Successes

- iCare Campaign
- Development of 5 year strategic plan
- Development of a SAB Communications Strategy
- Multi agency training events

1362

safeguarding concerns reported to LA

492

concerns progressed to an enquiry

87

safeguarding investigations

1

Safeguarding Adult Review

## Learning

- Managing risks across agencies
- Joint working
- Prioritising high risk cases

## Priorities for the coming year

- Implementation of 'Making Safeguarding Personal'
- Mental Capacity Act compliance
- Learning from SARs
- Joint safeguarding training opportunities



---

# Accountability

---

5

## Accountability and transparency in delivering safeguarding.

*"I understand the role of everyone involved in my life and so do they."*

### Achievements and Successes

The Safeguarding Adults Board are ensuring that safeguarding is given due prominence in the Council's Ambition 2020 programme and are committed to making it everyone's responsibility across all organisations. Partners will continue to robustly apply safer recruitment policies, ensuring that safeguarding vulnerable adults is a requirement identified in contracts and commissioning. The CCG have provided appropriate challenge and regulation of commissioned services through Clinical Quality Review Meetings (CQRM), quality and surveillance visits. The Independent Chair of the Board reports to the Chief Executive of the Council and has regular meetings. The Cabinet Member for Social Care & Health Integration is a member of the SAB and the Independent Chair of the SAB regularly attend the Health and Wellbeing Board to ensure that safeguarding issues are considered.

BHRUT is committed to ensuring that all staff receive the correct level of training, in line with their roles and responsibilities, to ensure adults at risk receive the right care. At the end of March 92% of non-clinical staff had received training at Level 1 which is a 17% increase in the numbers trained in the previous year, whilst 83% had received level 2 training. To comply with the Prevent Duty, effective as of 1<sup>st</sup> July 2015, healthcare staff are expected to be able to recognise and refer people at risk of radicalisation. To date, 877 staff have received WRAP training and 586 Basic Prevent Awareness Training. An e-learning package for all non-clinical staff has been developed by the lead Prevent officer.

The Community Safety Partnership (CSP) continues its work through the Protecting Vulnerable People (PVP) sub group. The Borough Commander is deputy chair to the CSP and is a member of the SAB and the Health and Wellbeing Board. The Metropolitan Police Service (MPS) have a Strategic Case Review Group (SCRG), whose responsibility it is to support safeguarding reviews and investigations. Outcomes are fed into organisational learning and training and allows the MPS to hold itself and partner agencies to account.

NELFT continues to revise policies and procedures in line with changes in legislation and local and national guidance to ensure all staff are aware of their roles and responsibilities in relation to safeguarding. The Safeguarding Adults Policy has been reviewed in line with the Care Act (2014) and Prevent, Domestic Abuse and DoLS procedures have been implemented. NELFT participates in annual self-assessments in relation to safeguarding to identify areas where improvement is required and to develop priorities. Over the last year there has been more effective partnership working between the Serious Incident, Safeguarding and Complaints team and HR to ensure that any concerns relating to delivery of care are appropriately investigated and that learning is shared to prevent similar incidents occurring in the future. A 'Lessons Learned' strategy has been developed to look at the variety of ways learning can take place.

### Challenges

The Council will continue to focus on up-skilling staff in the Multi Agency Safeguarding Policies and Procedures. The SAB partnership will work to develop a joint training offer around safeguarding to maximise learning opportunities for partners and share experiences, and to ensure that this learning translates into practice and positive changes within service provision. Challenges for the CCG include ensuring that concerns from providers are communicated appropriately and in a timely way. The Police focus will be to ensure that Barking & Dagenham is prepared to meet the new Mayor of London's priorities for policing as well as local needs and priorities. We plan to work with partners and the Home Office to meet the requirements of the Prevent Duty. The Board faces challenges and financial constraints around funding to undertake Safeguarding Adult Reviews.

#### Priorities for the coming year

- Joint training opportunities.
- Learning from SARs.
- Embed learning to ensure positive changes within service provision.
- Focus on the Prevent agenda.

# Empowerment

# 6

**People being supported and encouraged to make their own decisions and informed consent.**

*“I am asked what I want as the outcomes from the safeguarding process and these directly inform what happens.”*

## Achievements and Successes

All organisations have worked to foster a learning and listening environment so that service user views are used to inform strategy and operational development. The Safeguarding Adults Review (SAR) committee, ensures that service users' views are central to investigation processes. A SAR process has been developed and piloted to guide the process of commissioning a SAR.

The CCG have worked to ensure that safeguarding adults is embedded, with the development and addition of safeguarding standards within contracts. A proactive approach has been taken to safeguarding by conducting quality and assurance monitoring visits to commissioned services along with the collection of feedback, from people at risk of abuse. Work has been undertaken to develop a Nursing Home Strategy as well as the gathering of information to measure levels of risk and monitoring within an early warning system.

All organisations are committed to ensuring staff are aware of their legal responsibilities around consent, the Mental Capacity Act (MCA) and Deprivation of Liberty Safeguards (DoLS). The focus has been to strengthen the training opportunities available to staff which now includes empowerment, the person-centred approach and the national initiative of Making Safeguarding Personal. BHRUT have implemented an MCA & DoLS e-learning package to run alongside and bespoke MCA & DoLS practice seminars. The CQC provided positive feedback in the Inspection Report, June 2015 *“Consent, Mental Capacity Act 2005 and Deprivation of*

*Liberty Safeguards were well understood by the majority of staff and part of a patients plan of care*". BHRUT have developed a series of easy read information sheets to ensure people with learning disabilities who are accessing hospital services are prepared for their appointment, their possible stay in hospital and treatment. The Trust was a finalist at the National Patient Experience Awards in the Access to Information category for the development of the easy read information sheets.

The Metropolitan Police Service have now instigated the "Victim Right to Review" procedures. This means that all victims of adult safeguarding crimes along with their families and interested parties will be informed of a Police decision not to prosecute an individual, against whom an allegation has been made. This will allow victims the right to request a review into their investigation. The Victim's Code of Practice and Victim's Charter are both monitored and officers are held to account for compliance. The MPS remains committed to working in partnership to achieve the desired outcomes for individuals involved in safeguarding processes.

NELFT we are committed to involving patients and service users in all decisions regarding their care and treatment through the gaining of consent. Engagement with patients/service users about the outcomes they want is key. The Safeguarding Adults Team has introduced an audit which is in line with the principles of 'Making Safeguarding Personal'. The most recent findings show that in 100% of cases, consent is sought to raise a safeguarding alert. Raising awareness around domestic abuse, historical abuse and harmful practices amongst frontline staff also supports people to feel empowered to make decisions around safeguarding.

The National Probation Service (NPS) issues an Offender Survey twice yearly to gain offender's feedback on their views of the organisation. This feedback informs operational delivery plans and local commissioning arrangements. A policy has been developed to ensure exit interviews are taking place so that feedback and evaluation can be used to improve the services and support provided to offenders, victims and their families. Improvements are being made to the NPS case management system to more accurately record adult safeguarding concerns, so that services can be targeted and focussed based upon need and priority. National training has been developed and an e-learning module is available for all staff.

## Challenges

All partners of the board have agreed Making Safeguarding Personal as a priority over the next year and will be focusing on developing robust intelligence around this to inform strategy development. Work has also been undertaken to ensure individuals who are purchasing their own care and employing personal assistants understand their own vulnerabilities and are able to safeguard themselves. The council provides an accreditation scheme for inclusion on its PA's list which can be accessed by people looking for PA's. BHRUT will be implementing an 'audit of consent' at the point of making a safeguarding referral, to capture the views of the individuals who have been involved in the safeguarding process. Challenging areas for the NPS include enabling and encouraging staff to improve the recording of safeguarding concerns so that this can be used to influence local resource decisions and training and development.

### **Priorities for the coming year**

- Implementing the Making Safeguarding Personal agenda.
- Mental Capacity Act (MCA) and Deprivation of Liberty Safeguards (DoLs) training opportunities and support to apply this to practice.

---

# Protection

---

7

## Support and representation for those in greatest need.

*“I get help and support to report abuse and neglect. I get help so that I am able to take part in the safeguarding process to the extent to which I want.”*

## Achievements and Successes

1,363 safeguarding concerns have been raised to the Safeguarding team at the Council with 492 moved to a safeguarding enquiry. The recommendations and agreement outlined in Winterbourne Concordat is now captured within the Transforming Care Programme. The Council and the CCG have taken joint responsibility in ensuring the principles and outcomes are delivered. These are to discharge patients out of hospital when they are fit to leave, develop solutions to prevent admissions into hospital and ensure that patients receive good quality treatment.

A common theme across all partners over the last year is quality assurance. The Council have recently invited providers to tender for the opportunity to deliver Home Care and Crisis Intervention services in the borough. The tender process was undertaken to develop an approved list of providers, from which packages of care could be allocated. In terms of quality assurance, prospective providers were scored on questions that mirrored the Care Quality Commission’s homecare standards and covered areas such as treating people with respect, involving people in decisions about their care, treatment that meets people's needs, caring for people safely, protecting people from harm, staffing and quality and sustainability of management.

Throughout 2015/16 a small team of four Social Workers in the Council's Adult Social Care Business Service Unit have worked to complete all social care reviews for residents of care homes and nursing homes, as well as following up all safeguarding referrals and undertaking safeguarding enquiries for residents of care and nursing homes. The social workers in this team have been allocated to specific local care homes and have built up excellent working relationships with providers enabling reviews to be undertaken more easily. This has increased participation in safeguarding enquiries, improved the quality of care being provided and reducing the risk of harm to people living in local care homes.

The Council's Quality Assurance Policy sets out the overarching principles and key processes that enable the Council to ensure that services offered to residents are of the highest quality. Central to the provision of high quality services in social care is the requirement of all services to have in place clear and robust safeguarding procedures as set out by the London Multi Agency Adult Safeguarding Policies and Procedures<sup>1</sup>, which the SAB has adopted. Protecting adults at risk is the business of everybody in Barking and Dagenham, including all organisations that work with adults at risk of abuse or neglect. Quality Assurance information is likely to be used in any Safeguarding investigations and information from these investigations will feed into future monitoring. The Councils Quality Assurance Team works closely with frontline social work teams, commissioning, health and other partner agencies to achieve the above.

The CCG has appointed a Designated Nurse – Adult Safeguarding to strengthen their commitment to adult safeguarding including MCA/DoLS and the Prevent Strategy. Effective review of provider policies and procedures relating to adult safeguarding and MCA/DoLS, has also been undertaken to provide assurance of effective, legal and robust responses to concerns. The CCG were recently assessed as having areas of good and outstanding practice following a safeguarding CQC "Deep Dive" inspection and areas of work were identified by the CQC as good practice. These will be shared with other commissioning services.

Within BHRUT a total number of 381 referrals were raised by Trust staff during 2015/16 which is consistent with the numbers referred in the previous year. Safeguarding referrals for self neglect have been received which demonstrates awareness amongst staff of the changes set out in the Care Act 2014. A further 52 referrals were received from external agencies raising concerns with regard to neglect whilst in our care. Where concerns are raised, an action plan is developed for the ward area involved. Further

---

<sup>1</sup><http://londonadass.org.uk/safeguarding/review-of-the-pan-london-policy-and-procedures>

work to prevent and protect service users with learning disabilities from being admitted to hospital is the development of an “at risk” register to support people who require care and treatment in the community.

Within the Police a local ‘achieving best evidence suite’ is now fully operational allowing victims a safe and comfortable environment in which to speak confidentially and/or provide evidence to the Police. Police partnership working with local residential and nursing homes has recently led to successful investigations into incidents. Staff have been supported to make statements and attend court appearances. In addition front line Police Officers are now able to access Mental Health Triage staff and ‘Language Line’ facilities at the point of first contact with adults at risk. This enable’s effective evidence gathering at an earlier stage of the safeguarding process.

NELFT ensures that staff working within the organisation have access to the appropriate advice and guidance to enable them to raise safeguarding concerns and to keep the people at the centre of all decision making, including carers and relatives. Work has been undertaken to ensure that through training and awareness raising there is increased referrals to advocacy services including Independent Mental Capacity Advocates (IMCAS) and Independent Domestic Violence Advocates (IDVAS). Safeguarding enquiries increased in the last quarter of 2015 to 67 enquiries for Barking and Dagenham. Overall a total of approximately 600 safeguarding alerts were made by NELFT in 2015/16. Significant work has taken place around guidance for staff on identifying domestic abuse. Multi agency Risk Assessment Conference (MARAC) conferences across NELFT reported an increase of between 10-15% reporting of high risk cases of domestic violence. Ongoing analysis suggests that the increase is partly due to increased awareness.

Safeguarding Adults is included in the existing National Probation Service London Business Plan. A Safeguarding Adults ‘quick guide’ has been issued to all staff which reminds them of their responsibilities regarding safeguarding adults.

### Challenges

The Council will work to develop consistent safeguarding practice across all partner agencies and ensure that MCAs/DoLs is embedded into contracts and the new advocacy pathway is rolled out. The CCG faces challenges around ensuring that users of domiciliary care and personal assistants have access to the information and knowledge to keep themselves safe, as well as the collation of information and intelligence regarding providers. BHRUT have developed an Adult Safeguarding Trigger Checklist to



enhance the safeguarding procedures within the Emergency Department, and this will be reviewed to ensure it meet requirements. The National Probation Service are currently reviewing job descriptions and staff induction processes to ensure that they specifically include a responsibility towards adult safeguarding.

### **Priorities for the coming year**

- Quality Assurance processes embedded.
- MCAs/DoLs embedded into contracts.
- New advocacy pathway implemented.
- Information for people employing PAs and carers.

# Prevention

**It is better to take action before harm occurs.**

*"I receive clear and simple information about what abuse is, how to recognise the signs and what I can do to seek help."*

## Achievements and Successes

The Council and partners, along with support from the Learning and Development committee, has undertaken an iCare publicity campaign which includes leaflets, posters and an online presence. It is hoped that this will raise the profile of safeguarding, helping people to recognise potential safeguarding issues in the community and increase understanding of how to report these.



An action plan has been developed and agreed in response to the publishing of the London Multi Agency Adults Safeguarding Policies and Procedures. Safeguarding Adults Review committee leads on undertaking Safeguarding Adult Reviews and implementing learning and changes as a result of the findings. The Care Act 2014 states that a local authority must provide or arrange for services, facilities or resources to prevent, delay or reduce individuals' needs for care and support, or the needs for support of carers. As a result a local prevention framework has been developed and this promotes a strengths-based approach to assessing

needs and supporting people. The three guiding principles of the prevention framework are that it is only effective when individuals, communities and public services work together.

The CCG have been leading on the Transforming Care Programme (TCP), reviewing community resources to support effective transition from out-patient to community. Regular reports are provided to the Governing Body on high risk safeguarding and quality concerns within the local health economy.

BHRUT has been working alongside Victim Support to progress the Domestic Violence agenda. The provision of an Independent Domestic Violence Advisor has been secured through Victim Support and their role is to support both staff and victims dealing with domestic violence. An e-learning training module has also been developed.

Improved Police Officer awareness around safeguarding has led to a 28% increase in 'adults coming to notice' reports compared to the previous year. These can be raised when there are concerns that a person may have care and support needs and may be at risk of abuse or neglect. Front line reporting and investigating Police Officers have undertaken MAST (Mental Health Awareness and Safeguarding Training). This focused on the effect of Mental Health and ill health of young adults and in particular 'gang' behaviour.

NELFT staff have continued to undertake training to strengthen their understanding of their roles responsibilities in relation to safeguarding. Safeguarding training has been extended to cover domestic abuse and harmful practices. Following the Counter Terrorism and Security Bill (2015) Prevent training also became mandatory for all NELFT staff in July 2015. Following a merger of the safeguarding adults and children's team at NELFT there is a daily duty desk where frontline staff can directly access advice and guidance in relation to safeguarding concerns. This has further embedded the 'think family' approach and this early access to advice and interventions can prevent safeguarding concerns escalating. Staff are supported and encouraged to recognise where potential abuse may be taking place and service users are invited to voice any concerns or fears they may have, particularly in relation to the care they are receiving.

The National Probation Service work directly with offenders and the organisational focus is upon protection of the public and reducing the risk of further offending. In the past year there has been evidence of increased number of safeguarding referrals. This is linked to the delivery of mandatory safeguarding training for all staff, as well as identified local Safeguarding Adult 'champions'

who attend relevant multi agency meetings and support front line colleagues to identify safeguarding concerns. 'Making Safeguarding Personal' has been incorporated into training events, as well as work around modern slavery. The National Probation Service engage with Multi Agency Public Protection Arrangements (MAPPA), Multi Agency Risk Assessment Conference (MARAC) and offender management to support the prevention of abuse and neglect.

## Challenges

The CCG will continue to ensure that lessons learnt through Serious Incident reporting processes are shared, in order to reduce and manage safeguarding risks. NELFT have identified the further embedding of the Mental Capacity Act and Deprivation of Liberty Safeguards as a priority for the coming year. The challenge remains around transferring knowledge around the Mental Capacity Act (2005) into practice. The Council aims to raise community awareness around safeguarding. The iCare campaign will be evaluated and reviewed. A communications protocol has been developed and will be reviewed in the coming year. In addition the council is completing inspections of residential and nursing homes in conjunction with its CCG partners. The NPS are planning to undertake a review of local information sharing practice to ensure that decisions regarding the management of an offender fully incorporate a multi agency approach. This will assist in prioritising preventative measures that can be considered and implemented to ensure the ongoing safeguarding of the public and offenders.

### **Priorities for the coming year**

- Further embedding of MCAs/DoLs into practice.
- Increasing community awareness and confidence and how to report safeguarding concerns.

# Proportionality

9

**Proportionate and least intrusive response appropriate to the risk presented.**

*“I am sure that the professionals will work in my interest, as I see them and they will only get involved as much as needed.”*

## Achievements and Successes

The partnership is committed to ensuring that commissioners and service providers have safeguarding processes and practices in place that are proportionate to the circumstances and situation of each individual. Work has been undertaken by the Council to ensure that providers progress safeguarding and serious incidents, through contract monitoring and quality assurance processes. The Board has led on learning from Safeguarding Adult Reviews and this along with training is shared with providers where relevant.

The CCG have undertaken appropriate challenge of providers through reporting and analysis of safeguarding concerns and have supported them to improve in terms of quality and outcomes for users of services. The CCG have also developed processes for the early identification of emerging risks through an effective partnership approach to safeguarding concerns. A focus this year has been the work undertaken to improve the understanding of Deprivation of Liberty Safeguards (DoLS) and this has been shown through the rise in the number of DoLS authorisations raised in 2015/16.

The Police have implemented training to ensure that officers seek the views of vulnerable adults' involved in safeguarding process. This helps to manage risks around safeguarding and supports people to recognise when safeguarding issues arise.

NELFT staff work alongside patients, service users and their families to ensure that any interventions are proportionate to the level of risk. This is undertaken effectively through a multidisciplinary approach and through seeking specialist advice where appropriate. An identified success is the increase in appropriate application of the Deprivation of Liberty Safeguards (DoLS). There has been a significant increase in the number of authorised applications in community inpatient settings which indicates the impact of training, visibility of specialist safeguarding and the role of the dedicated DoLS administrator.

The National Probation Service has statutory responsibility to work with offenders. Delivery of interventions and protective measures are considered on a case by case basis to ensure proportionality. Learning from Domestic Homicide Reviews, serious case reviews, safeguarding adult reviews and other management reviews are shared. Multi agency forums such as MAPPA, MARAC and MASH are central for NPS to ensure proportionality and appropriate utilisation of resources across the cluster.

### Challenges

Over the coming year the Board will focus on embedding Making Safeguarding Personal into all safeguarding processes with the aim of ensuring that the individual's wishes and best interests are central to the safeguarding process. There are challenges around ensuring consistency across providers in response to safeguarding concerns. There will also be a focus on effective collection and analysis of data that can be used by the Board to ensure areas for improvement are acted upon and areas of good practice are identified. BHRUT will focus on the development and use of advocacy services to support patients. The Police are required to ensure proportionality with regard to their involvement against taking an action which is in the greater public interest. There is a need to gain trust of victims throughout the criminal justice process particularly when cases need to be taken to court. Challenges for the National Probation Service include enabling and encouraging staff to improve recording of safeguarding concerns. This will support the collection of more reliable performance information that can be used to influence decisions about local resources, service provisions and training.

#### Priorities for the coming year

- Development of effective performance information for the Board.
- Embedding of Making Safeguarding Personal.

# Partnership

10

**Local solutions through services working with their communities. Communities have a part to play in preventing, detecting and reporting neglect and abuse.**

*“I know that staff treat any personal and sensitive information in confidence, only sharing what is helpful and necessary. I am confident that professionals will work together and with me to get the best result for me.”*

## Achievements and Successes

The Safeguarding Adult Board is Care Act compliant and board processes are in place. All partners continue to work effectively on the safeguarding adults agenda and make linkages with the Local Safeguarding Children’s Board, the Community Safety Partnership Board and the Health and Wellbeing Board.

The CCG continues to support the development of a Transforming Care Pathway Board and has been successful in listening to user feedback and implementing a system-wide approach to effective transition. The CCG also have in place effective integrated work-streams between internal child-protection and adult safeguarding functions.

The BHRUT Named Nurse for Safeguarding Adults works collaboratively with the borough Safeguarding Teams and the Trust’s Joint Assessment Team to ensure that safeguarding concerns have been addressed and responded to appropriately. Members of external agencies from both the public and voluntary sector have been invited to attend the Safeguarding Adult and Learning Disability Champions Workshops. This has provided an opportunity to raise awareness amongst staff of the services available in the local community.

Barking & Dagenham Police have a unique working relationship with partnerships agencies through the dedicated Safeguarding Adults at Risk Investigator. Information is shared to assist in safeguarding processes and other joined up working includes conducting visits with mental health workers and social workers in order to support good communication and evidence gathering.

NELFT continues to embrace and engage in partnership working in order to ensure the effective safeguarding of not only patient and service users but the wider community. NELFT hosted a self neglect conference, which looked at the learning from a Safeguarding Adult Review and focussed on strengthening effective partnership working. The Prevent Lead and the Prevent Engagement Officers have worked together to implement training for the Safeguarding Team.

The Police continue to share the findings from Serious Further Offences, MAPPA Serious Case Reviews and other internal audits, where appropriate, with partners to strengthen learning.

### Challenges

There is a need to ensure that the SAB is funded by partners to carry out its statutory duties. Cost analysis of future safeguarding adult reviews will be undertaken to ensure that the funding agreements that are in place meet future requirements for the SAB. Challenges for the CCG includes continued support to the Performance and Assurance committee and the Transforming Care Pathway Board. The Police will be implementing a new IT system in 2018 and the challenge will be to ensure any updated requirements are identified early and incorporated into future models as safeguarding develops. The Probation Service are aiming to improve the tracking of safeguarding referrals in order to monitor outcomes of offenders and provide protection to victims.

#### Priorities for the coming year

- Ensuring funding for the SAB's statutory duties.
- Continued partnership working to achieve the SAB's priorities.



---

# Safeguarding Adult Reviews

---

11

## Safeguarding Adult Review - RC

During 2015/16 the Safeguarding Adults Board undertook one Safeguarding Adult Review. An independent reviewer prepared a report based on information provided from Barking, Havering and Redbridge University Trust (BHRUT), Clinical Commissioning Group (CCG) (particularly the GP service), London Borough of Barking and Dagenham (LBBD) Commissioning Services, the Adult Social Care team, the service provider and the Speech and Language Therapy Service (SALT).

RC was a 61 year old man who was born in Dagenham. RC was supported by staff every day with his personal care, medication, meals and drinks. He had a number of health related difficulties which required consistent health and social care support, the most significant to his daily living and safety was the risk of choking when eating food, this is known as dysphagia. On 30 May 2015 RC choked on some food, an ambulance was called and he was taken to hospital. Despite extensive efforts to save him the decision was taken on 4 June 2015 to end the life sustaining medical interventions and RC died.

The scope of the SAR, set by the Safeguarding Adult Review Sub Group, was to consider:

- The extent to which the assessment of RC's health and social care needs was comprehensive and of sufficient depth
- The extent to which any specialist assessments were of sufficient depth, and contributed to the overall assessment
- Whether the assessments had been reviewed and updated in a timely fashion
- Whether assessments and reviews had considered issues of capacity, in any areas of RC's life, and whether the steps taken as a result of any judgements were sufficient
- The extent to which the care plan in place at the time of RC's death reflected the outcomes of assessments about RC's health and social care needs
- The extent to which the services commissioned by the local authority, provided by the Service Provider 1, were sufficient to meet RC's assessed needs

## Appendix 1

- Whether the transfer of provider in 2015 had ensured continuity of care for RC
- The extent to which any services delivered by the CLDT, whether by local authority staff, or NELFT staff, were sufficient to comprehensively assess RC's needs, and arrange and oversee appropriate care and treatment
- The extent to which particularly Primary Care and the Acute Trust, was able to meet RC's needs for care and treatment in the context of his disability.

As a result of the review a number of learning and development points were presented to the Safeguarding Adults Reviews sub group and the Safeguarding Adults Board in December 2015 and an action plan to address the above learning points was agreed by both Safeguarding Adults Review sub group and the SAB itself.

The full Safeguarding Adult review Report and the Executive Summary can be found at this link <http://careandsupport.lbbd.gov.uk/kb5/barkingdagenham/asch/advice.page?id=cGthvG2UuNE>

---

# Learning and Development

---

# 12

The Safeguarding Adults Board itself and colleagues from partner organisations have led and taken part in a number of learning and development opportunities over the last year.

Following a management review a hoarding learning event took place in March 2016. Around 50 people attended the event including colleagues from health, the Fire Service, Environmental Health officers, Housing officers, the Police and the Council. There were presentations from the independent reviewer on the case and also a representative from Hoarding UK. Attendees took part in workshops and used hoarding risk and audit tools to increase their knowledge and understanding of the issues facing hoarders. Positive feedback was received and actions were developed as a result of discussions.

A programme of multi agency training has been undertaken covering aspects of the Care Act and the Multi Agency Safeguarding Policies and Procedure in advance of their official launch on 1<sup>st</sup> April 2016. PREVENT training has also taken place and been offered across the SAB partnership.

A joint adults and children's safeguarding practitioners forum took place at which the fire service led some training around fire safety, managing fire risks and safeguarding.

---

# Working with Healthwatch

---

13

Healthwatch, Barking and Dagenham have worked in partnership with the Adult Safeguarding Board throughout the year and are a member of the Performance and Assurance Committee. The particular role of Healthwatch is to be the voice of patients and service users of Health and Social Care. Healthwatch fully support the Board's priorities around Making Safeguarding

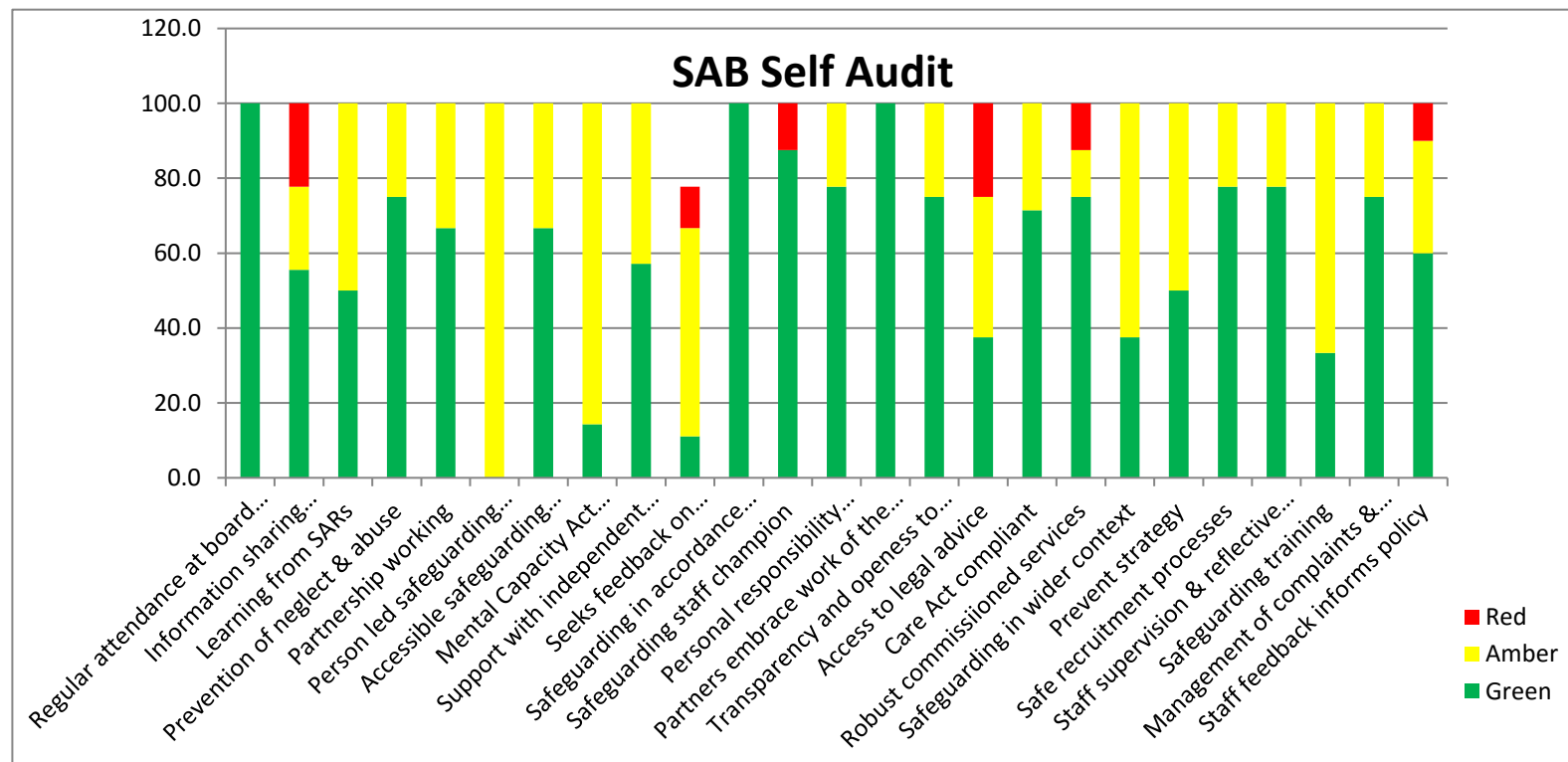
Personal and believe that people who are making the difficult journey through the safeguarding process should be empowered to make decisions and achieve outcomes that are important to them. Healthwatch is committed to ensuring that service users' views are central to improvements made to the safeguarding process, and are committed to working in partnership with the Board ensure this continues to happen.



# Priorities for 2016/17

## Safeguarding Adult Board Self Audit

As part of the Safeguarding Adults Board away day the Board participated in a self audit. The self audit looked at a number of areas as set out below and partners were required to 'score' themselves as red, amber or green. The results are set out below and these have been used by the board to develop priorities for 2016/17.



## Safeguarding Adult Board Priorities for 2016/17

The Safeguarding Adult Board priorities for 2016/17 are set out below. These will be incorporated into the SAB's 3 year strategic plan and sub group work plans.

- **Joint training opportunities.**
- **Learning from SARs.**
- **Embed learning to ensure positive changes within service provision.**
- **Focus on the Prevent agenda.**
- **Implement the making Safeguarding Personal agenda.**
- **Mental Capacity Act (MCA) and Deprivation of Liberty Safeguards (DoLs) training opportunities and support to apply this to practice.**
- **Quality Assurance processes embedded.**
- **MCAs/DoLs embedded into contracts.**
- **New advocacy pathway implemented.**
- **Information for people employing PAs and carers.**
- **Further embedding of MCAs/DoLs into practice.**
- **Increasing community awareness and confidence and how to report safeguarding concerns.**
- **Development of effective performance information for the Board.**
- **Embedding of Making Safeguarding Personal.**
- **Ensuring funding for the SAB's statutory duties.**
- **Continued partnership working to achieve the SAB's priorities.**

---

# Further Information About Safeguarding

---

15

For further information about safeguarding and information about the Safeguarding Adults Board please use the following link

<https://www.lbbd.gov.uk/residents/health-and-social-care/adults-care-and-support/safeguarding-adults/safeguarding-adults-overview/>

## To report a safeguarding concern:

### Adult Social Care Intake and Access Team

020 8227 2915

[intaketeam@lbbd.gov.uk](mailto:intaketeam@lbbd.gov.uk)

### Out of Hours Emergency Social Work Duty Team

020 8594 8356

[intaketeam@lbbd.gov.uk](mailto:intaketeam@lbbd.gov.uk)

## In an emergency:

**Call 999 and ask for the Police**

Call 101 if you are worried but it is not an emergency.

This page is intentionally left blank



# BDSCB Annual Report 2015/16



# Contents

Message from the Independent Chair .....	3
What is the LSCB? .....	5
• Board membership and attendance .....	6
• Structure .....	7
• Financial Arrangements .....	8
• Lay Member .....	10
Local Context: What life is like for a child in Barking & Dagenham .....	12
Effectiveness of Safeguarding Arrangements in Barking & Dagenham .....	17
Early Intervention .....	26
Domestic Violence .....	30
Partnership response to Child Sexual Exploitation (CSE) .....	35
Oversight of Children Missing from Home, Care and Education .....	43
Local Authority Designated Officer (LADO) .....	49
PREVENT – safeguarding children and young people from radicalization ...	51
Learning and Improvement .....	42
Child Death Overview Panel (CDOP) .....	54
Case Review Activity .....	52
BDSCB listens to Children and ensures their voice informs our work .....	61
Wider Contributions to safeguarding from our Partners.....	64
Priorities for 2016-17 .....	70

# Message from the Independent Chair

I am pleased to present to you the Barking & Dagenham Safeguarding Children Board Annual Report for 2015-16. The report is a retrospective look at the work of the BDSCB.

The BDSCB is responsible for coordinating local agencies in safeguarding children and has a responsibility for closely scrutinising the safeguarding work undertaken with children in Barking & Dagenham in order to identify areas for improvement. The report outlines the progress that has been made in relation to the objectives that we set for ourselves in 2015-16; highlights key achievements and challenges that the Board has faced and it also sets the scene for the work that we will do during 2016-17.

There have been changes in personnel, locally within Health, Police and the Council and significant changes in the delivery of Probation services nationally and locally. Continued budget pressures for all agencies have challenged partners' priorities and it is the Board's task to ensure that safeguarding remains a priority locally. The aim to 'deliver more for less' and make best use of contributions from partner agencies continues to be a challenge. As a Board we recognise that keeping children safe requires a culture, across all agencies, where staff are open to challenge and new ideas.

I am a member of the London Group of Local Children's Safeguarding Board Chairs. As a group of chairs we are disappointed that the Metropolitan Police continues to choose to fund partnership safeguarding in London 45% less than all the other large urban Metropolitan Police Forces in England. Safeguarding is a complicated and demanding partnership arrangement that needs appropriate resourcing if it is to be effective. If LSCB's are to be able to carry out their statutory duties they need proper support.

The guidelines we adhere to (Working Together 2015) makes it clear that funding arrangements for safeguarding should not fall disproportionately and unfairly on one or more partners. In London this burden does fall unfairly upon Local Authorities

## Appendix 2

because the Metropolitan Police does not provide rational or reasonable levels of funding to LSCB's.

The safeguarding structures are due to change soon and when they do there will still be a need to resource whatever arrangements are put in place. The Police are a key partner in the future arrangements for safeguarding and we ask that the Metropolitan Police and the Mayor's Office for Police & Crime increase their funding to a level which is fair to the other partners and which will assist in keeping London's children safe.

We re-looked at how the agenda for the Board was structured and introduced a 'themed' session at each Board, where we were able to focus on specific areas of safeguarding work. The areas that we have considered during the themed sessions have been: Finance & Business Planning; Child Death Overview Panel; Faith and Culture; Young People's Takeover Day; and the Voice of the Child.

In December 2015, the Government asked Alan Wood to undertake a review of LSCBs, SCRs and CDOPs. The review was submitted in March 2016 and the Government responded in May 2016 accepting the recommendations of the review. I will be working with partners to embed the changes once they are agreed through Parliament in 2017.

I am privileged to work with partners who share my commitment in ensuring that children and young people are safer as a result of our collective actions and are open and willing to analyse their performance to ensure it improves outcomes for children and young people.

To conclude, I would like to thank members of the Board, and all the frontline practitioners and managers for their commitment, hard work and effort in keeping children and young people safe in Barking & Dagenham.



Sarah Baker, LSCB Independent Chair

# WHAT IS THE BDSCB?

The BDSCB is the key statutory body overseeing multi-agency child safeguarding arrangements across the London Borough of Barking & Dagenham

Governed by the statutory guidance in Working Together to Safeguard Children 2015 and the Local Safeguarding Children Board (LSCB) Regulations 2006, the BDSCB comprises senior leaders from a range of different organisations.

The Board has two basic objectives set out in the Children Act 2004:

- \*to co-ordinate the safeguarding work of agencies and
- \*to ensure that this work is effective.

## The Independent Chair

The Independent Chair of the BDSCB is Sarah Baker who is supported by a Board Manager. The Chair is tasked with ensuring the Board fulfils its statutory objectives and functions. Key to this is a culture of transparency, challenge and

improvement across all partners with regards to their safeguarding arrangements.

The Chair is accountable to the Chief Executive of the London Borough of Barking & Dagenham and the Director of Children's Services.

Whilst unable to direct organisations, the BDSCB does have the power to influence and hold agencies to account for their role in safeguarding the welfare of children and young people.

## PARTNER AGENCIES

All partner agencies across Barking & Dagenham are committed to ensuring the effective operation of BDSCB. This is supported by a signed Compact by each

partner agency that set out their agreement to the fundamental principles of the BDSCB. Members of the Board hold a strategic role within their organisations and are able to speak with authority, commit to matters of policy and hold their organisation to account.

## RELATIONSHIP WITH OTHER BOARDS

There is a clear expectation that LSCBs are influential in the strategic arrangements that impact upon and improve performance in the care and protection of children. There is also a clear expectation that this is achieved

through robust arrangements with key strategic bodies across the partnership. During 2015/16, engagement continued with the Children’s Trust Board, Safeguarding Adults Board (SAB), the Health and Wellbeing Board and Community Safety Partnership.

## BOARD MEMBERSHIP & ATTENDANCE

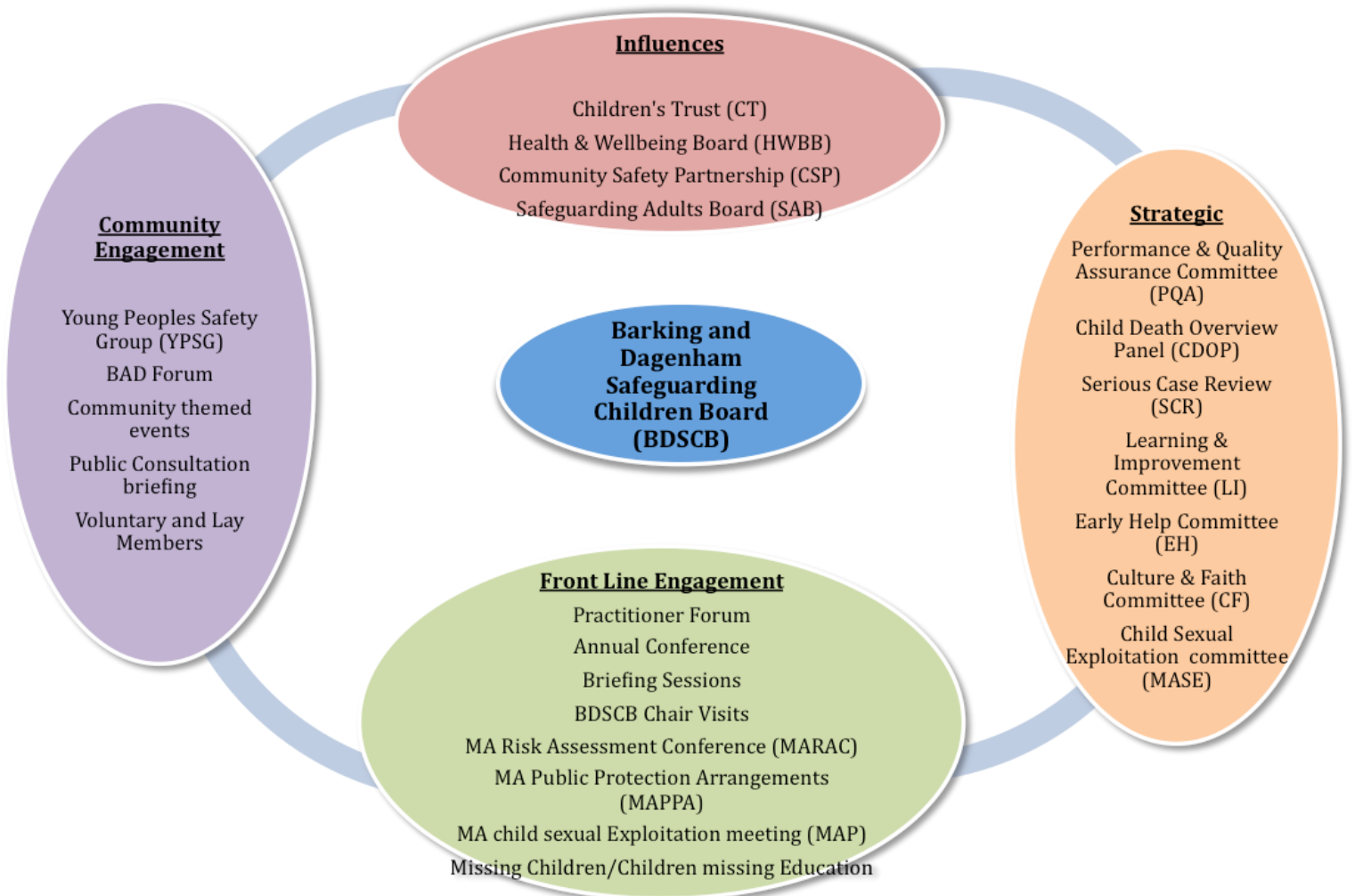
The Board met six times, during the 2015/16 and had a membership made up of representatives from all statutory partners and others concerned with safeguarding children. The attendance rates by agency for 2015/16 to the full Board meetings are set out below:

### Membership

Name	No of seats	% of attendance
Independent Chair	1	100
LBBB Chief Executive	1	17
Lead Member	1	83
Children’s Services	6	100
Adult Services	1	100

Name	No of seats	% of attendance
Housing	1	33
Legal	1	50
Public Health	1	83
NHS England	1	0
CCG	4	83
BHRUT	1	100
NELFT	1	83
Primary schools	2	50
Secondary schools	2	50
Further Education	1	67
Police	2	100
Probation - CRC	1	100
Probation NPS	1	33
Voluntary Sector	1	50
Faith Sector	1	50
CAFCASS	1	33
Fire Service	1	33
LAS	1	100

# Structure

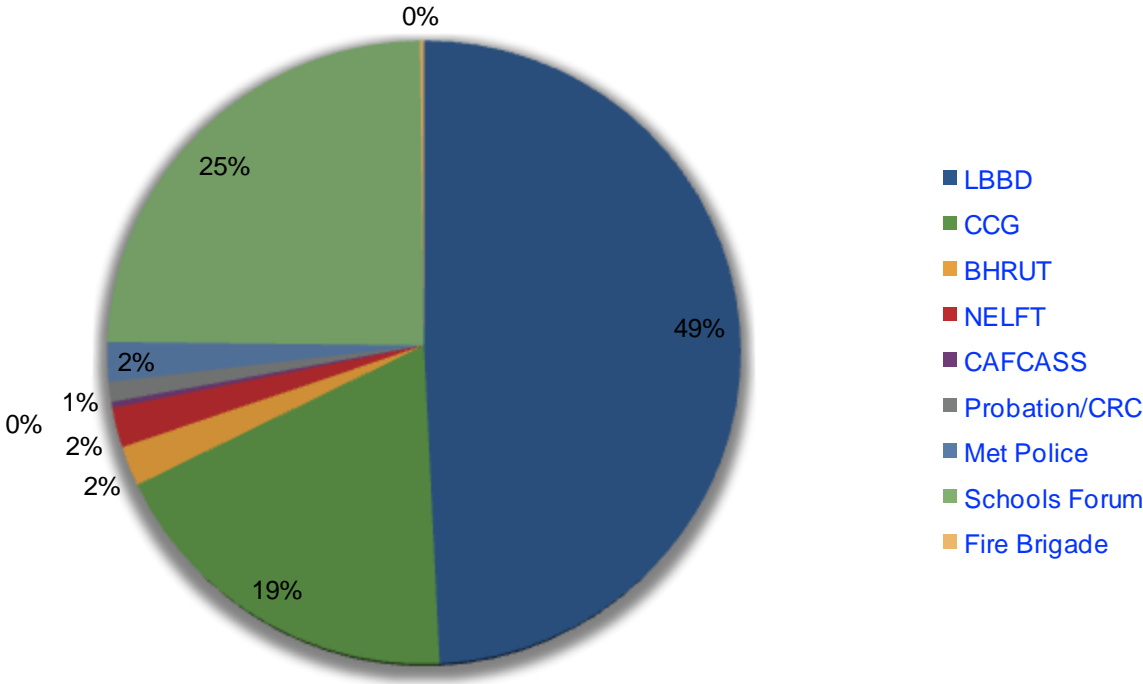




# Financial Arrangements

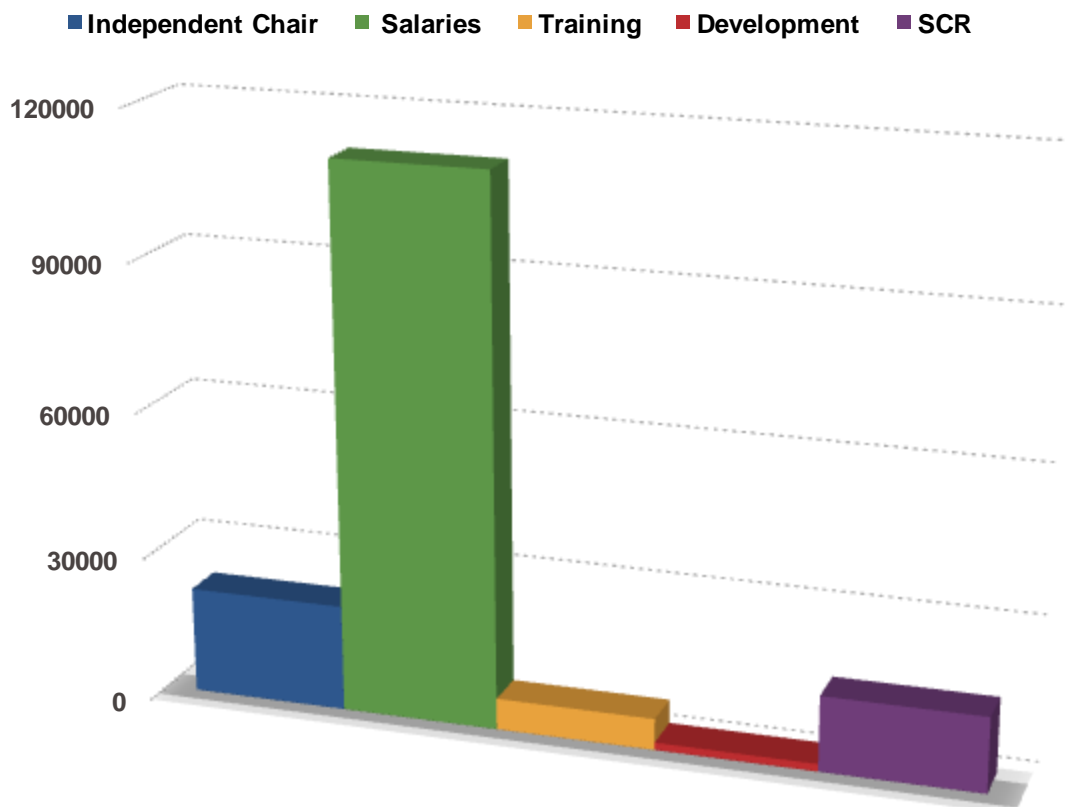
Partner agencies continued to contribute to the BDSCB's budget for 2015/16. Contributions totaled £206,737, with Barking & Dagenham Council contributing 49% of the total agency funding in addition to staff time and venues for meetings. Charges for non attendance at training events provided an additional income of £5,500.

## Partner Contributions





There was increased expenditure of £15,460 arising from Serious Case Review costs. An under spend of £44,770 was carried forward from the previous financial year making the total income available to the Board of £251,507. This income ensured that the overall cost of running the BDSCB was met.





# What our Lay Member says

“

As the Lay Member role within the Board continues to embed and develop, I have enjoyed my role and felt a deeper understanding of its expectations. I have continued to work with vulnerable groups within the Borough, promoting the work of the Board. I have delivered a powerpoint presentation plus a CSE video resource to 30 parent carers on CSE, and the Prevent agenda and on the work of the LSCB.

I have also presented to the parent carer group information on FGM and facilitated a discussion about this difficult topic. It was good to be part of such an open debate and promotion of safeguarding children and young people from harmful practices.

I had the pleasure of attending the Borough's 50th Anniversary Event and took the opportunity to network on behalf of the BDSCB, handing out information to local people. Many of the local people I met had not realised an LSCB existed and knew little of its work. Providing information was a great way to promote the BDSCB's work into the community.

I have set up a link for Young Carers with the new Youth Zone and some of those young carers have been involved in the branding process and have taken pivotal roles in steering this fantastic resource for young people. In addition I worked with colleagues to set up training for Young Carer's staff, CSE and Prevent training was delivered by the Metropolitan Police. As a result of this training the 'Young Carers of B&D' added the link to CEOP to their website providing access to safe and secure information.

Young Carers also benefitted from 'Sexting & Cyber Bullying' training and information on 'Project Violet'. I have also raised awareness on the important subject of Private Fostering with staff working with vulnerable families and the process for reporting.

It was good to see some of our young people being in charge of an LSCB meeting and contributing to the formation of the agenda and taking on lead roles in the meeting itself. Everyone was reminded about ensuring we capture the views of young people about keeping safe.

I have been able to ask questions and add my thoughts to a Serious Case Review and take forward some of the learning.

I look forward to the coming year with the increasing challenges and my continuation as BDSCB Lay Member.



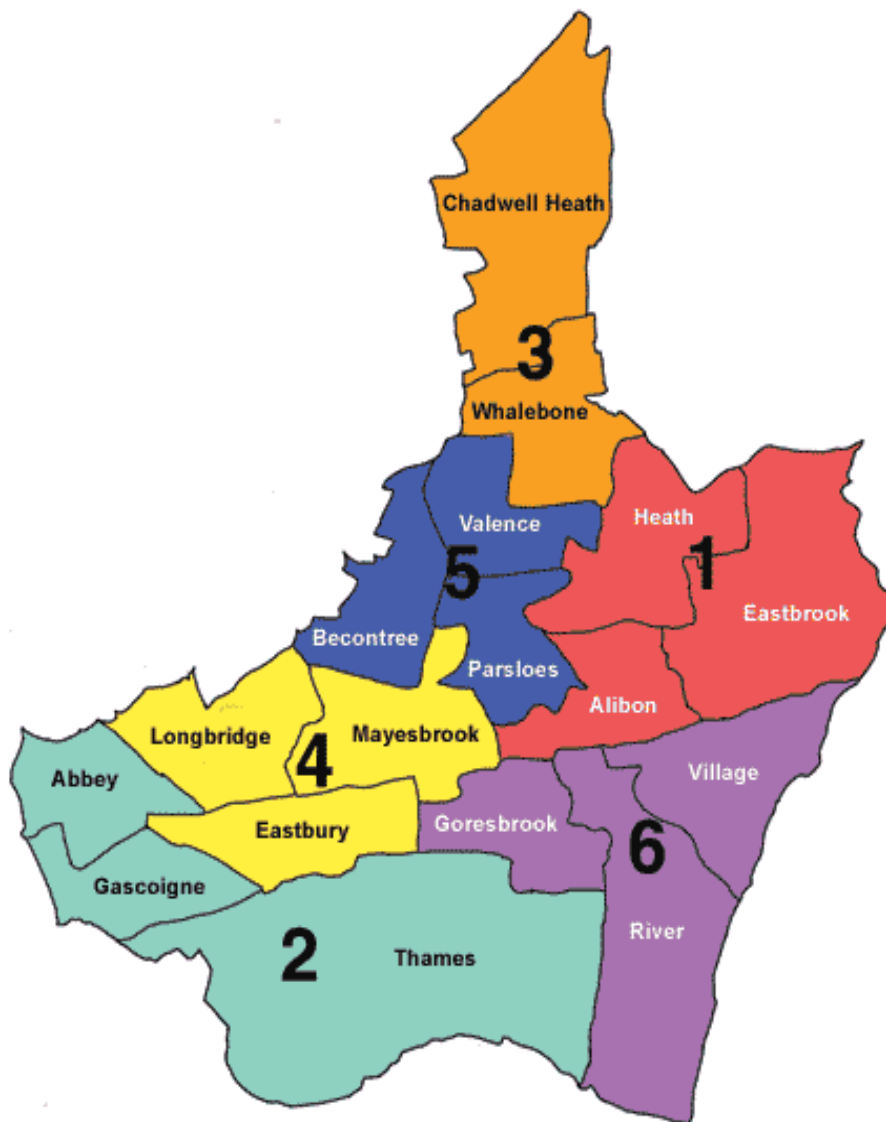
# Local Context - what life is like for a child in Barking & Dagenham

Barking & Dagenham is located in the East of London and has a population of 207,292, of which 61,793 are under 18. The child population in Barking & Dagenham is increasing by around 2-3% each year. The borough has a predominantly white British population, with 49% of the residents from a non white ethnic group. Black Africans are the largest minority ethnic group at 17% of the overall population.

White British school aged children make up 26% of the population and 13% are White Other, predominantly Eastern European groups. The remaining 61% are from other minority ethnic groups with Black African making up the biggest group at over 23%.

Barking & Dagenham has 44 primary schools, 10 secondary schools, 2 special schools and 1 pupil referral unit. 5.7% of Barking & Dagenham's 16 to 18 year old cohort were not in Education, Employment or Training (NEET), compared to London (3.4%) and England (4.7%) averages.

Barking & Dagenham is a borough with high areas of deprivation and poverty and these factors alongside domestic violence impact significantly on social care. Barking & Dagenham has the 6th highest level of child poverty in England and across London is ranked 4th 'worst' for children aged under 16 and 6th 'worst' for children aged under 18. Domestic violence and abuse continues to be a significant issue in Barking & Dagenham. During 2015/16 there were 2,568 offences which represent an increase of 5.4%. Barking & Dagenham recorded the highest rate of domestic abuse offences across London in 2015/16 - 27.2 recorded incidents per 1,000 population.



The average property in Barking & Dagenham costs around £310,000 which is over 12 times the average household income of £25,499. This makes home ownership unaffordable for many residents. The majority of households presenting as homeless will live in private rented accommodation.

Market rents have been rising much faster than household incomes, particularly for those families on benefits. Private rents have increased by 25% over the last two years, outstripping both inflation and Local Housing Allowance rates. This has led to difficulties for low income households accessing or sustaining affordable tenancies in the private rented sector and consequently significantly increased the number of households presenting as homeless.

There is only a 3% turnover in council housing every year, which severely limits the amount of council housing available to re-house homeless households.

The largest single factor for households becoming homeless is loss of private rented sector tenancy. The second largest factor is parental/household 'ejection'. Overcrowding and non-violent relationship breakdown were the most significant causes followed by violent breakdown which is usually associated with domestic violence, anti social behaviour or gun crime.

# Safeguarding 'Snapshot'

## 2015/16

- 61,793 Total Number of children (0-18) in the Borough
- 30% of total population
- 2,064 children & young people open to children's social care
- 1,189 Child in Need cases
- 130 children identified as being at risk of CSE
- 41 incidents of children & young people missing from care
- 18% of children in receipt of free school meals
- 90 incidents of missing from home
- 11,393 contacts into MASH - a 34% increase
- 3,255 referrals (29%) - a decrease of 20%
- 16.6% re-referrals within 12 months of a previous referral
- 2,530 statutory social work assessments completed - reduction of 14%
- 1,184 child protection investigations
- 325 Initial Child Protection Conferences
- 253 Child Protection Plans decreased from 353 in 14/15
- Increase in CP medicals from 113 (2014/15) to 196 (2015/16)
- 457 Looked After Children

- 176 Care Leavers aged over 18
- 5393 Domestic Abuse Notifications in the year
- 185 Allegations against staff working with children & young people
- 45 Private Fostering Notifications





# Effectiveness of Safeguarding Arrangements in Barking & Dagenham

In 2015/16, alongside population growth and in the context of a high population of children and young people aged between 0-17 years, there has been a decline in safeguarding and looked after children numbers.

The activity and performance information for the financial year 2015/16 demonstrates a reduction in numbers, although the number of contacts made from partner agencies increased. There has been a fall in the number of social care referrals, the total number of statutory cases, the number of assessments completed, the number of child protection plans and looked after children.

## **The MASH**

The Multi Agency Safeguarding Hub (MASH) acts as a single point of contact for referrals to both Early Help Services and Children's Social Care (CSC). The MASH screens activities and ensures all contacts are progressed as a referral if the threshold for a statutory social work assessment is met.

In 2015/16 the number of contacts increased to 11422 which was a real time increase of 34%. The increase was in part due to a rise in the number of Police Merlins. However, there was a 21% decrease in referrals at year end, 3222 compared to 4084 in 2014/15. The monthly average was 269 during the year as compared to 340 average during 2014/15. Following contact the MASH aims are that only those children meeting thresholds for statutory assessments are progressed as referrals to Children's Social Care. The assessment will determine what services to provide and what action to take.

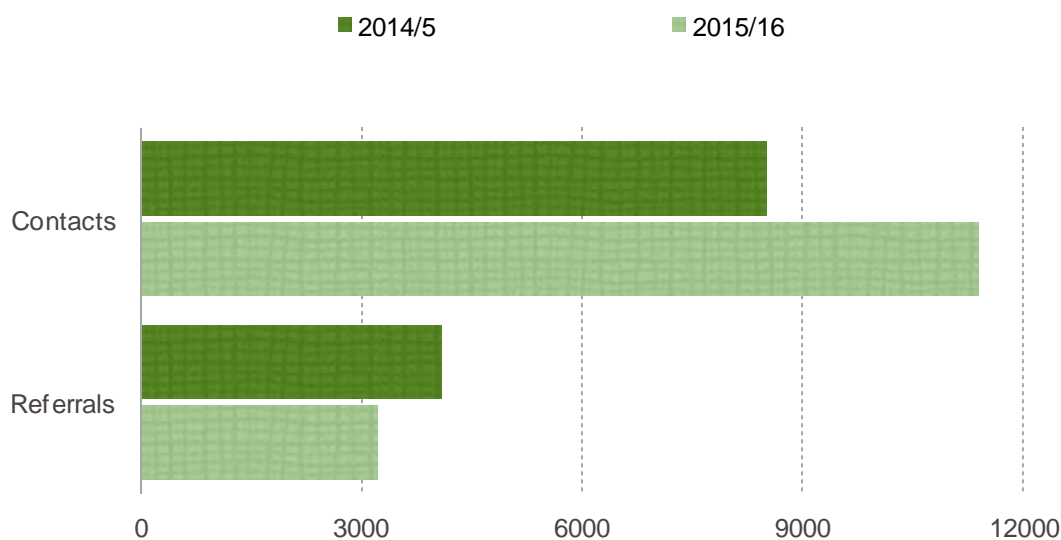
Barking & Dagenham's referral rate per 10,000 children aged 0-17 has fallen from 691 to 544. This is in line with the national average of 548, below our statistical neighbours (715) but above the London rate of 478. The percentage of contacts

progressing to a referral has decreased from 48% in 2014/15 to 28% in 2015/16. Whilst the number of repeat referrals has remained similar at year end 2015/16 to the previous year at 16.6% the number of cases decreased from 688 to 534.

The significant increase in the rate of contacts and the conversion to referrals, reinforces the importance of the 'strong front door'. The gate keeping role of MASH ensures an appropriate response but this may not always be from Children's Social Care.

The high number of contacts not progressing to referral has continued to merit attention and work regarding the quality of information provided by partner agencies and this remains an important practice issue going into 2016/17.

The significant volume of Merlins (contacts from the Police) has led to positive collaborative working between Children's Social Care, Police and Early Help services. In particular where there are concerns around low level domestic abuse, arrangements are now in place to visit and offer support at a Tier 2 level before considering a referral.



## Children in Need

The number of Children in Need cases has reduced by 12% (291) at year end when compared to year end 2014/15. The numbers of Children in Need on social worker

caseloads has been high and some cases have received less oversight than would be expected as social workers have prioritised Child Protection and court work.

Identification of this led to the successful Children in Need project team, consisting of a team manager and social workers working with Children in Need cases to move on including step down to Tier 2 services. In some cases there has been targeted involvement from Troubled Families workers.

## **Children on a Child Protection Plan**

The number of children made subject to a child protection plan has reduced compared to year end 2014/15 from 353 to 253, a reduction of 28%.

The rate of child protection enquiries (section 47) in 2015/16 was 206 per 10,000. An audit has concluded that the threshold for section 47 is appropriate and whilst higher than statistical neighbours, London and national rates, children are safe and risk is identified and managed. This area of practice will be subject to further scrutiny and constructive discussion. Analysis shows that in 29% (355 children) of the cases where a S47 enquiry was begun, the children were assessed as not being at risk. Possible questions that the BDSCB will test out in audits in the coming year could be:

- ➔ Is the application of threshold being appropriately applied?
- ➔ are referrals and risk being framed by referring agencies appropriately
- ➔ are there alternative solutions to avoid escalation to S47 such as the input of universal or early help services?

100% of Initial Child Protection Conferences take place within 15 days of the strategy meeting where the decision was taken to convene an enquiry. This means that children receive a timely service when safeguarding concerns are apparent.

The total number of cases considered at initial child protection conferences in the 2015/16 period was 328 which is a rate per 10,000 of 55. There has been a positive reduction from 76 per 10,000 during 2014/15.

There were 10 children (2.4%) who remained on plans for longer than 2 years, lower than the national and statistical averages and 24 children (7.8%) that became subject of a plan for the second time.

The number of multi agency Core Groups meeting within timescale is 84% and is a positive increase when compared to 2013/14 when performance was below 40%.

The profile of children subject to a Child Protection Plan shows a high proportion of younger children aged 9 and under. This emphasises the need for early intervention and prevention work in pregnancy and early years settings.

There has been an increase in the number of males subject to a child protection plan in 2014/15 51% were male, in line with the local population. During 2015/16 this has risen to 60%. 49% of children subject to a child protection plan are white British. This is an increase on 46% reported in 2014/15 and in context of a declining white British local population, which is currently 33% for under 18's.

Analysis of the types of abuse resulting in child protection plans highlights emotional abuse and neglect as the two largest categories used in the borough. 50% of plans are due to emotional abuse, linked to the rate of domestic violence. The percentage of children on plans due to neglect increased to 35% during the year.

## **Looked After Children**

The number of Looked after Children at year end is 418, compared to 457 in 2014/15, a decrease of 9% making the rate per 10,000 71 (from 77). This above the national (60) and London (52) rates but in line with similar areas (69).

The number of children taken into care as a result of police protection has been very high in previous years and was identified as an area for improvement following the Ofsted inspection in 2014. Positive and focused partnership work between the Police and Children's Social care has led to a reduction in numbers during the year to 54, representing 25% of all admissions into care. This compares to 69 in 2014/15 and 134 in 2013/14

## **Children at Risk of Child Sexual Exploitation (CSE)**

Multi agency work to identify children and young people who may be at risk of child sexual exploitation continues to be a priority for the BDSCB and partner agencies.

- 130 children were flagged as at risk of or subject to CSE - an increase of 37%
- 5th highest number of incidents in London according to police data
- 88% of the children and young people were female, a slight increase
- 81% were teenagers, a slight decrease
- 56% were white British, a 5% decrease
- 25% of victims had been reported missing with a high incident of repeated missing reports, a 5% increase
- 33% open to Children's Social Care

There is no national or regional dataset for CSE so at present there is no mechanism for comparing Barking & Dagenham's performance against other areas. The locally produced Problem Profile will be updated and collate information across a range of agencies. At year end the CSE data collected showed:

## **Children Missing from Home, Education & Care**

Children missing from home, care and education are a priority for the BDSCB. The partnership response is steered by a multi agency missing children group and the development of a revised strategy.

The Local Authority maintains a database that records all instances of missing children. Data is recorded via Police MERLINS of children reported missing for 24 hours or more. The financial year end 2015/2016 figures for missing children are as follows:

- LBBD all under 18s: 213 children with 490 instances of being reported missing for 24 hours or more
- LBBD LAC/CP: 78 children with 200 incidents (includes our LAC placed out of borough)

Of these:

- LBBD all under 18s at risk of CSE: 28 children with 82 missing incidents
- LBBD LAC at risk of CSE: 18 children with 44 missing incidents
- Return interviews completed: 45

Whilst data for 2014-15 shows that there were only 239 missing instances relating to 125 children, it is only since April 2015 that data for LAC who are placed in our borough from other LAs has been counted. The borough's systems and partnerships to safeguard missing children have been strengthened through the MASE and CSE committee. This has resulted in a rise in the number of LAC being identified as being at risk of CSE. This should however be viewed as positive.

## **Elective Home Education**

Data for the numbers of resident children and young people of statutory school age who are home educated in Barking and Dagenham for the 2015-16 is as follows:

<b>April 2015</b>	<b>110</b>	<b>October 2015</b>	<b>166</b>
<b>May 2015</b>	<b>127</b>	<b>November 2015</b>	<b>170</b>
<b>June 2015</b>	<b>136</b>	<b>December 2015</b>	<b>186</b>
<b>July 2015</b>	<b>141</b>	<b>January 2016</b>	<b>188</b>
<b>August 2015</b>	<b>146</b>	<b>February 2016</b>	<b>190</b>
<b>September 2015</b>	<b>146</b>	<b>March 2016</b>	<b>151</b>

Whilst the data is subject to substantial monthly variation, it does demonstrate an upward trend in the numbers of children and young people who are home educated. The numbers of EHE children has effectively doubled since 2010. It should be noted that whilst parents have a right to refuse to engage with the Local Authority (the only statutory requirement being that they submit an annual educational philosophy statement), less than 10 families fall within this category in the borough. The LA therefore has a constructive relationship with the vast majority of parents who choose to home educate. The majority of parents continue to home educate not for philosophical reasons but because their child was not offered a place at the school of their choice, or they have been withdrawn from school following a particular incident e.g. bullying or behaviour.

The EHE database 'RAG rates' each child in relation to safeguarding and any other concerns, with appropriate action taken in each case.

## Private Fostering

A child under the age of 16 (under 18, if disabled) who is cared for and provided with accommodation by someone other than a parent, person with parental responsibility or a close relative for 28 days or more is privately fostered. A full analysis of activity in Barking & Dagenham over 2015/16 is available in the Private Fostering Annual Report.

During the year 2015/16 the Fostering team held a total of 29 children who were privately fostered. Of those 29, 14 were closed during the year and at year end there were 15 children open. This is an increase on last year 2014/15 when there were 10 children open.

Number of Notifications	Number of cases processing to PF arrangements	Closed within 28 days of referral	Total cases at year end
45	12	1	15

During the year the Fostering team received 45 notifications compared to 26 during the previous year. Of the 45 notifications 12 (27%) met the criteria for for Private Fostering. Of those 12 - 4 cases were referred to the Assessment service as there were safeguarding concerns, 1 was closed after the 28 day assessment as the young person returned home, 2 children were made subject to Child Arrangement Orders that removed them from Private Fostering regulations, 5 cases remain open.

Ethnicity of notifications	Black African	White British	Lithuanian	Russian	Portuguese	Dual Heritage	Asian	Black Caribbean
45	20	9	2	1	2	2	2	7

The age range of the 15 children were:

- ▶ aged 0-6 = 1
- ▶ aged 6-9 = 2
- ▶ aged 10-16 = 12

There were no children with disabilities living in Private Fostering arrangements during 2015/16.

All notifications were responded to by way of a visit to the child and carer's home within 7 days of notification which is 100% compliance with statutory timescales. All new arrangements were assessed and completed within the 42 days which meets the regulated timescales.

Private Fostering campaigns continue with the multi agency workforce and the community, including raising awareness of children who may have been trafficked. Schools, Children's Centres and libraries display leaflets and posters for children & young people and carers.

During Private Fostering week an awareness campaign was aimed at professionals to remind them of the duty to refer.

## **Next Steps**

- ▶ increase and maintain the level of publicity and awareness raising activities
- ▶ continue to promote links with partner agencies
- ▶ contribute updates to key newsletter & bulletins

## **MAPPA**

Multi Agency Public Protection Arrangements (MAPPA) operate in all 32 London boroughs. The arrangements are statutory which means that there is a duty on all agencies involved to share information about sexual offenders and violent offenders and to fulfil their obligations in helping to manage them safely in the community.

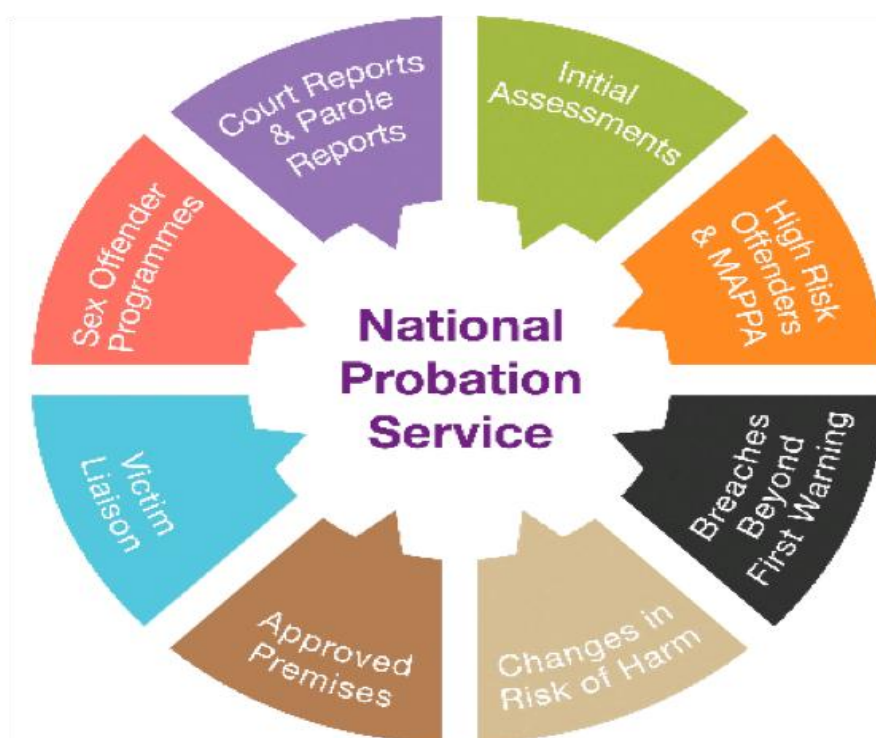


MAPPA across London is overseen by the London MAPPA Strategic Management Board that is made up of representatives from probation, police and prisons. The Strategic Management Board ensures that MAPPA operates consistently and in line with the national MAPPA guidance issues by the Ministry of Justice.

There are 3 categories of MAPPA eligible offender: Category 1 - registered sexual offenders; Category 2 (in the main) violent offenders sentenced to imprisonment for 12 months or more and Category 3 - offenders who do not qualify under categories 1 or 2 but who currently pose a risk of serious harm.

MAPPA reports in the main on a London wide basis and there is little local data and analysis reported to the BDSCB. Up to end of year 2015 there were 169 registered sexual offenders in Barking & Dagenham, this is from a London total of 6604.


The London National Probation Service (NPS) in partnership with the other members of the MAPPA Responsible Authority in London prioritises public protection and working with victims. They assess and manage the risk posed by offenders on a continual basis and information sharing between agencies is vital and fully supported by the MAPPA process



# Early Intervention

This is about taking action as soon as possible to tackle problems for children and families before they become too difficult to reverse.

Early help describes any service that involves a targeted intervention into the lives of children & families. These range from brief periods of support identified through universal provision to longer term plans for families who, without them would be supported by statutory services.



## JSNA Key Messages

1. Barking and Dagenham is the 22nd most deprived authority in England and many families in the borough are either on low incomes, where full-time salaries are lower than any other authority in London, or they are dependent on benefits. More than a fifth of working age residents in the borough claim at least one type of benefit, compared to the national average of one in seven. Housing benefit claimant levels are high and have increased by 12% since 2008.
2. Barking and Dagenham has among the highest teenage pregnancy levels in England although rates have fallen considerably in recent years. The Chlamydia rate among the under 25s is the twelfth highest rate nationally, although the screening coverage is much more comprehensive (almost a third of young people are screened locally compared to a quarter nationally).

3. The population of children and young people has increased over the last ten years and is set to rise by another 16% over the next ten years. The projected 0-19 population growth in the borough will be driven primarily by the recent surge in the 0-4 population. Extra demand is already impacting on nursery and reception classes and the number of school places among 3-4 year olds has increased by nearly 20% between 2006 and 2010.

4. The gap in school attainment between Barking and Dagenham and the national average is small despite large numbers of economically disadvantaged children and young people. Results for FSM pupils are higher than national average each year and for all age groups.

5. GCSE performance levels are now higher than the national average among pupils not passing English and maths. There is a lower number achieving passes in English and maths than the national average and less achieving A or A\* at GCSE level in any subject.

6. A-level results are lower than national averages as are the number of young people entering university.

7. The level of children known to Social Care is much higher than it is nationally for Children in Care, Children subject to a Protection Plan and Children in Need.

Early help services are delivered in partnership with all statutory, private and third sector agencies within the borough. An Early Help strategy (2014-2018) provides a framework by which partners can co-ordinate services for children & families and is led by the Early Help sub group which jointly reports to the Children's Trust Board and the LSCB. The strategy focuses on ensuring the right help is provided at the right time and includes a range of existing enhanced universal and targeted services supporting early help that include:

- \* Community Health Services

- \* Children's Centres

- \* Family Nurse Partnership

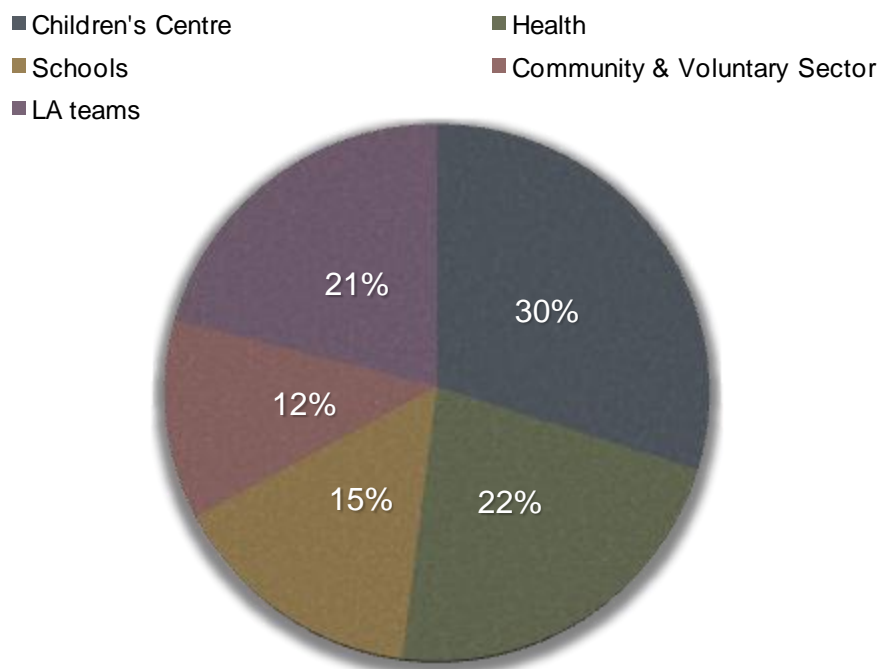
- \* Integrated Youth Services

\* Locality Based Multi Agency Support Panels

\* Troubled Families

CAF & Family CAF (FCAF) are the primary assessment tools used in Barking & Dagenham's Early Help. They support inter agency working along with established integrated pathways across the partnership and ensure effective coordination and information sharing across the Team around the Family (TAF) approach. The eCAF system is being promoted as the borough's primary choice of early help assessment, rather than the paper based system.

Practitioners in Barking & Dagenham continue to build on the successful implementation of the CAF process through early identification and intervention. Assessments are undertaken by trained staff members who have identified families with additional needs and who require multi agency involvement in order to bring them back to universal services without needing ongoing support from a targeted service. The CAF is the primary tool used for evidencing work with families involved with Troubled Families 2.



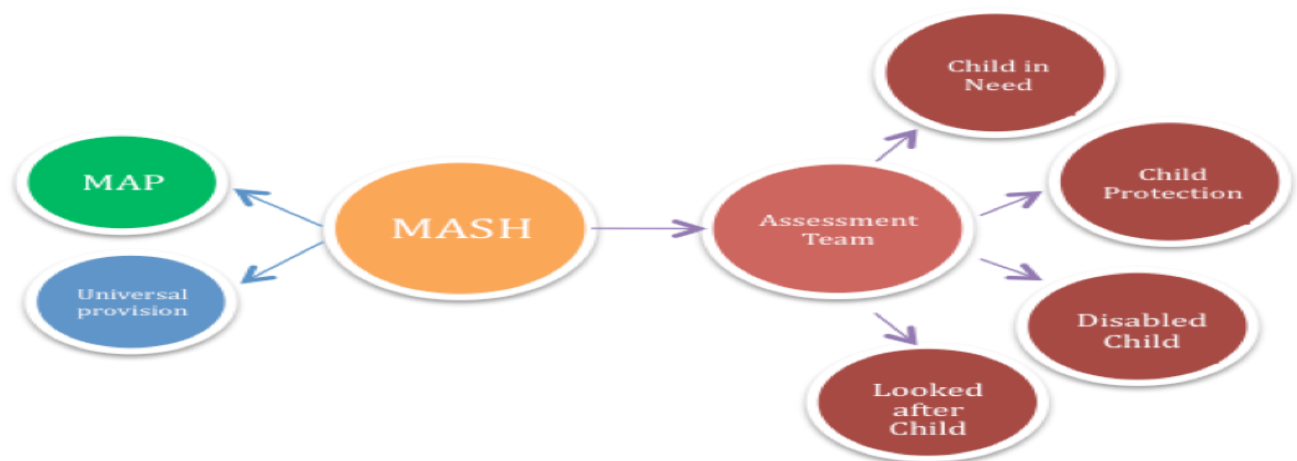
2099 CAF's were undertaken for children aged 5 and under. A third (30%) were undertaken by Children's Centre staff which includes Targeted and Universal Early Intervention Workers. Health services are the second highest initiator with 22% of all CAF's undertaken for this age group. This is an increase of 3% on last year's data.

TAF is an embedded concept in Barking & Dagenham and used where a family require multi agency support. Regular TAF reviews are held to ensure plans are on track and to collectively review progress.

Workers from Early Help have been co-located into the MASH and are able to provide a seamless response for children and practitioners. Located in the MASH allows Early Help workers to draw upon the information and intelligence held by partner agencies within a secure information sharing environment.

Work to revise the Thresholds document was initiated in 2015/16 and subsequently re-launched to BDSCB partners. The publication of this document is a statutory requirement for LSCBs as set out in Working Together 2015. The document details the process for the early help assessment and the type and level of early help services to be provided. Awareness raising on this aspect will continue through 2016/17.

Three Multi Agency Panels (MAP) encourage wider partnership involvement and to ensure that families who require universal or targeted support receive it as soon as possible. The last financial year saw a significant increase in the referrals coming to MAP. This was in part due to scrutiny on Child in Need cases and a 'step down' process aimed at reducing the impact on Children's Social Care demand. Over the year 2015/16, a total of 3578 referrals were received to the MAP's



The Early Help Committee has been a sub group to the BDSCB since 2014. It has excellent multi agency attendance from partners. For full details of Early Help see reports on: <http://www.bardag-lscb.co.uk/Pages/EarlyHelp.aspx>

# Domestic Violence



**Some of the biggest victims of domestic violence are the smallest.**

Tackling Domestic and Sexual Violence (DSV) is crucial for creating a community within which everyone is safe: as strategic assessments continuously demonstrate, Barking and Dagenham has one of the highest Domestic Violence rates in London.

## Prevalence

Domestic and sexual violence are significant issues for Barking and Dagenham and the borough has the highest number of reported incidents of domestic violence and abuse (DVA) per 1000 population in London. Using year to date totals:

- ▶ in 2015/16, there were 5393 incidents reported to Police.
- ▶ Of these, 2,568 were offences.
- ▶ This represents an increase of 5.4% compared with 2,436 offences in 2014/15.
- ▶ The majority of domestic violence incidents were recorded as violence with injury (VWI) and accounted for 46.2% of all recorded incidents on the borough in 2015/16.

This data does not include those victims who do not report to the police and therefore, is only an indicator of the true scale of the problem.

Domestic Abuse is a factor that features in the majority of open cases to Children’s Social Care - 62% Numbers have increased by 86% in 3 years from 1195 in 2012/13 to 2228 in 2015/16. However the number of those contacts that progressed to referral decreased by 14% from 501 to 432.

#### Contacts & Referrals to social care where domestic abuse is a factor

<b>No of Contacts</b>		<b>11,393</b>
of which domestic abuse a stated issue		2228
% of contacts in which domestic abuse a stated issue		19.6
Number of Referrals		3215
of which domestic abuse a stated issue		432
% of referrals in which domestic abuse is a stated issue		13.4

The borough has a high number of standard/medium risk DVA cases. Taking into account potential under reporting and repeats there were in the region of 5,016 cases in 2015/2016. These numbers demonstrate the level of need for services to improve access to safety and prevent escalation of risk.

Sanction detection, arrests, charge and caution rates are above the regional average in Barking and Dagenham. The sanction detection rate for Barking and Dagenham stood at 48 % (October 2015) which represented an improved performance against 43% for the same period in 2013/14 and is significantly above the MPS average of 32.5%. With Barking and Dagenham ranked at joint first with LB Richmond for detections (Mayors Office for Police and Crime. Domestic Abuse in London 2015/16).

During 2015/16, pan London there were 26 recorded domestic violence homicides in London. This represented a 44% decrease compared to 2014/15. However, Barking and Dagenham saw an increase with one homicide on the borough compared with nil in 2014/15.

Recent MPS analysis highlights a significant correlation between alcohol use and DVA incidents in Barking and Dagenham. The data indicates a steep increase in the number of DVA cases where alcohol had been consumed by the victim and/or



perpetrator. This accounts for 70% of all incidents in the borough compared with 25% across the MPS as a whole and 40% across East London (MPS. Dec 2015).

There are many factors that may influence this including deprivation. However, there is no national evidence to show that alcohol use drives DVA

The Multi Agency Risk Assessment Conference (MARAC) discussed 337 high risk cases. This represented a 28% increase compared to 286 cases the previous year. Of these 26 % (86) were repeat cases. This is on par with the Safe lives national recommendation of 28% repeats to MARAC. A significant number of children (381) attached to these cases, which represents a 19% increase compared to 322 in 2014/15.

In terms of equalities, the MARAC data for the borough highlights a reduction in the number of victims with protected characteristics (41% of all MARAC cases compared to 60% during 2014/15. With the exception of LGBT victims, all the other protected characteristics saw a decreased level of referrals when compared with the previous year.

## Equalities Profile of MARAC cases

	2014/15	2015/16	Variance
Total number of MARAC cases	286	377	+51
Total number of Equalities cases	171	156	-15
BME	130	124	-6
Disability	14	11	-3
Young Victims	14	10	-4
Gender (Male)	12	8	-4
LGBT	1	3	-3



## **Sexual Violence**

There has been an increase in reporting of sexual violence in Barking and Dagenham of 2% with 441 crimes reported in the rolling year from April 2015 to March 2016 compared with 404 for the same period the previous year.

## **Harmful Practices**

The identification and reporting of harmful practices (HP) is limited with 'Honour' based violence (HBV) and forced marriages which although distinct forms of violence, fall under the definition of domestic violence and abuse, rarely showing in Police reports. The findings of the recent inspection by Her Majesty Inspectorate of Constabulary (HMIC ) into the response by the Police to honour based violence, forced marriage and female genital mutilation cases highlighted areas for improvement. (The depths of dishonour: Hidden Voices and Shameful Crimes. An Inspection of Police Responses to honour based violence, forced marriage and female genital mutilation, HMIC, 2015). The review concluded that there were pockets of good practice but found inconsistencies across the constabulary into how cases were dealt with. It has not been possible to assess local Police data about the prevalence of harmful practices locally, however, over the entire MPS area, 44 cases were investigated in the period between October 2014 to October 2015 YTD. The Forced Marriage Unit state that 50% of all the reports they receive are from London. Whilst the local Independent Domestic and Sexual Violence Advocacy (IDSVA) service worked with 9 victims where HBV was a concern during 2014/15.

It is estimated that 27.6 per 1000 women in population in Barking and Dagenham have experienced Female Genital Mutilation compared with 12.4 in Redbridge and 4.2 in Havering. Southwark is estimated to have the highest level of FGM in the country at 47. (Prevalence of Female Genital Mutilation in England and Wales: National and Local Estimates, Alison MacFarlene et al, City of London University, 2015).

## **Specialist Services**

The specialist Domestic and Sexual Abuse services worked with 1,463 victims in 2015/16. The Independent Domestic and Sexual Violence Advocates (IDSVA) worked with 400 high risk cases. Of these, the majority were referred via the Police. This trend reflects the referral data profile for the MARAC with high level of Police referrals and low levels of referrals from all other key statutory and voluntary agencies. Consequently, in Barking and Dagenham most victims are generally identified if their

case has come to the attention of the criminal justice system and not at an earlier stage of victimisation.

The refuge service worked with 70 women and 52 children during 2015/16 and of these, 68% reported psychological abuse, 50% reported physical abuse, 13% reported sexual abuse, whilst some 13% were affected by “honour based violence”.

Data from the ASCENT Consortium shows that 330 women and girls from Barking and Dagenham used the service. Ascent is a pan – London consortium of 22 women’s services funded by London Councils to deliver advice, advocacy and counselling services



# Partnership response to Child Sexual Exploitation

Child Sexual Exploitation (CSE) has become an issue of growing significance and is a fast moving area with new reports, requirements and guidance being published on a regular basis.

In response to the growing awareness of the prevalence of CSE, significant work has been undertaken to provide a co-ordinated response among agencies.

The BDSCB oversees a partnership approach to CSE which has led to development of a framework of strategic and operational work:

- \*The creation of the MASH has enhanced the information gathering and sharing for children where there are risk factors.
- \*2 dedicated CSE officers located in MASH who act as a 'single point of contact'. They scan missing person reports and other police notices and records to identify possible CSE and progress them
- \* The Pan London CSE Operating Protocol has been adopted locally
- \*MASE meetings have been initiated, chaired by the Police.
- \*the CSE risk assessment tool has been redesigned, its purpose, to assist practitioners identify risk factors that may indicate young people are at risk of sexual exploitation
- \*CSE 'surgeries' to Tier 2 workers and social workers to discuss practice issues, disseminate information on referral pathways and CSE risk assessments
- \* CSE Referral Pathways have been revised and published on the BDSCB website
- \* A Children's Social Care 'virtual team' discusses practice issues and recommendations for improving practice.

- \* Links between missing children and CSE are recognised and the Missing from Care, Home & Education group has been formally joined to the BDSCB and now report into the strategic CSE group.
- \*The chair of the 'Gangs' group is a member of the MASE and is able to make links across the groups.
- \*Victim Support have appointed a young person's IDVA to work with young people aged 13-18 who are at risk of CSE/sexual violence and are also victims of domestic abuse.
- \*a CSE 'Champion' has been identified from most agencies including schools. The Champions meet for a whole day training & networking session on a quarterly basis.
- \*CSE training is available via BDSCB training programme
- \*subscription to the National Working Group (NWG)

The children who are most at risk of being targeted by CSE perpetrators are children who:

- \* are frequently missing from school, home or residential care
- \*are vulnerable due to living in 'neglectful' households
- \*have been separated or trafficked
- \*are unaccompanied or seeking asylum
- \*are living in residential care

The BDSCB work to a CSE strategy which sets out four key priorities:

1. **Prevention** - focusing upon early identification of children at risk of exploitation and early interventions to build resilience and to reduce the risks
2. **Protection** - to work collaboratively with the young person, their family and other agencies to develop tailored safety plans

3. **Prosecution** - building on the work of the Police, the Crown Prosecution Service and Probation to identify and disrupt perpetrators
4. **Publicising** - raising awareness of CSE among staff, parents and the community

Sexual exploitation of children and young people under 18 involves exploitative situations, contexts and relationships where the young person receives 'something' (e.g., food, accommodation, drugs, alcohol, cigarettes, gifts, affection, money) as a result of them performing, and/or another or others performing on them, sexual activities.

Child sexual exploitation can occur through the use of technology without the child's immediate recognition; for example being persuaded to post sexual images on the internet/mobile phones without immediate payment or gain. Violence, coercion and intimidation are common. Involvement in exploitative relationships is characterised by the child or young person's limited availability of choice resulting from their social, economic or emotional vulnerability. A common feature of CSE is that the child or young person does not recognise the coercive nature of the relationship and does not see himself or herself as a victim of exploitation. Perpetrators of CSE can be from within or from outside a child or young person's family.

The Borough Police have responsibility for identifying and reporting Child Sexual Exploitation (CSE). Dedicated Detectives in this department scrutinise a number of indices (including MERLINS, custody records, crime reports etc) to try and identify factors which may make the child vulnerable to CSE and initiate early interventions. These cases are classed as follows:

**Category 1:** Cases where children believed to be at risk of CSE.

**Category 2 and 3:** Cases are those where there is evidence that the child is actually being exploited. SC&O17 Sexual Exploitation Team (SET) investigate these matters.

Additionally SET and the Paedophile Unit have proactive capabilities, developing intelligence and utilising undercover techniques both online and in the community to target perpetrators of child abuse.

The MASE process has been under review during this reporting period in an effort to ensure a strategic focus is maintained rather than a case by case analysis. An effective system has been adopted locally of conducting a pre-MASE meeting weekly

within the MASH to monitor and manage cases with CSE concerns and ensure referral thresholds are consistent.

The MASE process was subject to a peer review by SET between January and May 2016 to ensure a standardised approach is being delivered across London. A detailed report and recommendations have been implemented by the CSE team in Barking and Dagenham, leading to a revised agenda and focus.

The local CSE unit has increased resourcing during the reporting period from two Detective Constables to two Detective Constables and a Detective Sergeant. Staff are carefully selected to ensure they have the necessary background in children's safeguarding. The personnel in this unit has remained consistent, providing continuity of service and strong links to other agencies through the development of close working relationships.

The CSE Unit takes the lead in training for CSE to both police personnel and also deliver training to other agencies via a series of workshops. Training has now been rolled out to all officers and is now on a rolling basis to ensure new officers and staff are trained and existing officers are refreshed.

### **Barking & Dagenham CSE Profile**

A Problem Profile was compiled in 2015 and is being updated for 2016. The analysis used individual data from Children's Social Care, Police, education, youth offending, substance misuse, children centres, Tier 2 services, SEN and domestic violence services, and cross referenced to build up a local profile.

Partner agencies in the borough continue to share intelligence that may influence the knowledge of the CSE profile. The Police ensure that they have an appropriate and skilled response to CSE crime and produce statistics that show, suspicion, crime detections, and interruptions/disruptions for London boroughs. Looking at the number of committed crimes, Barking & Dagenham holds the 5th highest place.

The 'suspicion' column denotes the number of category 1 cases (Children may be at risk of CSE), at 72 this is 8 less than at year end 2014/15. This is a clear demonstration that the goal of raising awareness with all front line staff is working and that we are identifying a number of children that may be at risk.

An intervention can be anything from a referral to Children's Social Care to obtaining an injunction or obtaining a court order against a perpetrator.

Suspicion	Crime	Interventions	Detections	Disruptions
72		24	48	4
				33

In response to the growing awareness of CSE there has been significant work undertaken to provide a co-ordinated response across key agencies. The BDSCB oversees a partnership approach to CSE which has led to the development of a framework of strategic and operational work. The creation of the MASH has enhanced the information gathering and sharing for children where there are risk factors. MASE meetings have been initiated and are chaired by the Police. This panel provides oversight of all cases of child sexual exploitation and ensures appropriate safeguarding plans are in place and tracks progress. MASE meetings are also used to identify and disrupt offenders and alleged perpetrators as part of actions to protect young people whilst considering a borough wide picture, emerging trends and challenges.

The CSE risk assessment tool has been redesigned. Its purpose is to assist practitioners identify risk factors that may indicate young people are at risk of sexual exploitation. Young people at risk of CSE may not initially meet the thresholds for section 47 inquiries and often will not engage with social workers or police officers. Young people who have been groomed may not even recognise themselves as a victim and may reject initial offers of help and support. To assist these young people the CSE co-ordinator has worked hard to identify a named 'CSE Champion' from each statutory agency and school in Barking & Dagenham. A quarterly whole day training session assists with information sharing and networking and ensures that CSE remains a 'live' issue. These training days include the police and the involvement of agencies such as the National Working Group (NWG), an organisation that Barking & Dagenham council subscribes to.<sup>3939</sup>

BDSCB includes training on CSE in its annual training programme which is available to staff from across the partnership.

The MPS flag crimes that have an element of CSE within them and also record and flag incidents that may not amount to a crime, but where indicators of CSE are present, i.e. repeatedly going missing. This allows work with other agencies to prevent the exploitation from escalating or ever happening, at the earliest possible stage. The flagging of cases where there is a 'suspicion of CSE' often occurs as a result of the department's commitment to ensuring all instances of reports involving

children are holistically assessed to consider if indicators of CSE may be present. If the team feels they may be at risk, a report is created and flagged and the process of further investigation commences.

This approach sees Barking and Dagenham displaying one of highest numbers of 'Suspicion of CSE' in the MPS. Rather than being cause for concern this data should be interpreted positively as they are being proactively identified locally as children vulnerable to potential CSE and early intervention strategies can be put in place. This is a clear demonstration that the MPS goal of raising awareness to recognise the risk factors early on that was given to all front line staff is working. The fact that we are identifying so many children and young people that **may** be at risk of CSE provides all agencies within the partnership the opportunity to take action to prevent CSE taking place. This approach demonstrates the unit's commitment to early identification and prevention.

The actual recorded crimes (as oppose to suspicion that CSE may be a factor) shows 24 cases within the reporting period. This is down from 31 last year but is above average for the MPS which may suggest that CSE is more prevalent in Barking and Dagenham than other London Boroughs.

The fourth & sixth columns show the number of interventions and disruptions that have taken place. An intervention can be claimed if effective positive measures have been put in place which addresses the particular safeguarding needs identified within the report. Interventions have increased from 20 in the previous year to 48 in this reporting period, highlighting the closer effective working relationship with other agencies to ensure appropriate referrals are made to third sector organisations and the investigation remains focused on ensuring interventions put in place which alleviates the risks faced by the young person.

The disruptions measure activity taken against suspected perpetrators including Abduction Notices served and Civil Orders. These total 33 up from 20 in the previous reporting period and scores the highest in the MPS. This shows the increased drive in this year of looking at different ways to target suspected offenders even when the victim will not provide the necessary evidence to obtain a judicial outcome.



<b>Station</b>	<b>Suspicion</b>	<b>Crime</b>	<b>Interventions</b>	<b>Detections</b>	<b>Disruptions</b>
<b>Hackney</b>	62	18	83	1	26
<b>Tower Hamlets</b>	72	18	30	4	10
<b>Waltham Forest</b>	73	16	40	1	14
<b>Redbridge</b>	52	10	95	40	18
<b>Havering</b>	80	27	58	4	36
<b>Newham</b>	53	25	29	0	18
<b>Barking&amp;Dagenham</b>	<b>72</b>	<b>24</b>	<b>48</b>	<b>4</b>	<b>33</b>
<b>Camden</b>	50	13	16	3	3
<b>Islington</b>	29	12	32	0	18
<b>Harrow</b>	30	7	18	0	8
<b>Brent</b>	36	22	16	8	10
<b>Barnet</b>	33	13	17	0	42
<b>Enfield</b>	41	22	22	2	10
<b>Haringey</b>	59	26	28	3	34
<b>Lambeth</b>	36	26	33	1	3
<b>Southwark</b>	50	16	19	1	7
<b>Lewisham</b>	47	14	33	6	9
<b>Bromley</b>	37	11	37	2	5
<b>Greenwich</b>	37	12	23	0	9
<b>Bexley</b>	25	8	11	5	10
<b>Croydon</b>	81	18	45	0	4
<b>Sutton</b>	34	4	24	2	1
<b>Kenington &amp; Chelsea</b>	12	5	3	0	3
<b>Westminster</b>	25	29	13	14	7
<b>Hammersmith &amp; Fulham</b>	35	11	7	2	3
<b>Heathrow</b>	0	1	0	0	0
<b>Richmond</b>	34	7	56	1	0
<b>Hounslow</b>	35	27	8	4	10
<b>Kingston</b>	48	5	28	3	0
<b>Merton</b>	41	14	25	5	1
<b>Wandsworth</b>	71	18	28	9	4
<b>Ealing</b>	59	20	57	4	16
<b>Hillingdon</b>	27	12	1	2	3

Barking & Dagenham council was successful in a bid for funding from Barnardos and the Big Lottery for a CSE worker for 3 years to work with the voluntary sector on hard to reach and vulnerable children and young people. The aims of the project are:

- \*to work with children and young people at low levels of risk of CSE around keeping safe, specifically targeting young carers and young people with disabilities who are in mainstream education
- \*to deliver workshops to community groups, but for voluntary organisations to be a priority, so they can continue to provide 'keep safe' workshops and increase capacity within their own agencies

There are robust arrangements in place for 'return interviews' with young people who go missing and these occur within 72 hours of a young persons return. Work will continue to analyse findings of these interviews to identify any commonalities or themes.

### **Operation Makesafe**

Operation Makesafe seeks to educate people working as taxi drivers, hoteliers and those working in licensed premises who encounter young people, of CSE warning signs. The Metropolitan Police Service (MPS) provides this group of staff with bespoke CSE awareness training by specially trained officers, showing scenarios and action to take should they suspect a child is at risk.

Operation Makesafe is now embedded with the MPS, having been in place for over a year. It has been extended to local businesses and the police will continue to raise awareness.

### Local Risk Factors

- High number of school exclusions or excluded within last **2 years**
- Low numbers of SEN : Attainment low at all **Key Stages**
- A fifth of the children flagged **at risk of CSE** had previously been reported missing
- Two thirds had previously accessed **support** through **Children's Centres** and **Targeted Support**
- **a third** had been subject to a CAF
- 37% were known to **Victim Support IDVA** service
- No teen parents were known
- 10% of children were known to **drug services**
- 12% were known to **Youth Offending** service

### **CSE Peer Review**

In October 2014 the London Safeguarding Children Board, and the Association of London Directors of Children's Services requested that all London authorities complete a peer review of practice in relation to CSE. The boroughs of Hackney, Newham and Barking & Dagenham developed an audit tool and completed self audits ahead of a cross borough peer challenge meeting. A review of this work was undertaken in early 2016.

### **Themes**

- \* work with the police, particularly at borough level CSE SPOC and the East London CSE team is strong and focused. Police attend MASE and strategic meetings and are proactive in seeking information to pursue prosecution and disruption tactics
- \*MASE meetings are running in line with the London CSE Protocol

\*strengthened cross borough information sharing will assist local authorities to safeguard looked after children placed out of borough

\*Commissioning & support of foster carers and the development of specialist CSE foster carers

### **Next Steps**

- Review & update of Problem Profile
- Review & update of the operational plan
- Review and analysis of 'return interviews'

# Oversight of Children Missing from Home, Care & Education



A child missing from home, care and education remains a priority for BDSCB. In 2015 the London Safeguarding Children Board updated the London Child Protection Procedures and agreed a protocol for missing children.

Going missing is a dangerous activity. There are particular concerns about the links between children running away and the risks of sexual exploitation, gangs and radicalisation. A child/young person who goes missing just once faces the same immediate risks as faced by a child/young person who regularly goes missing. However, children who go missing when they are young (and/or with greater frequency) are more likely to face longer-term problems.

The most effective assessment and support comes through good information sharing, joint assessments of need, joint planning, and professional trust within the

interagency network and joint action in partnership with families. Interventions will include a consideration of risks for each individual child/young person and a focus on reducing repeat missing episodes. All interventions will be informed by effective return interviews and for children in care must be informed by and reflected in the placement information record and in the care plan.

Children and young people go missing for a variety of reasons; they may be “pushed away” by factors at home or “pulled away” by outside factors. When they are missing they face immediate risks for which they may be ill-prepared. Children may run away from home due to:

- \* Arguments and conflicts
- \* Conflict within a placement
- \* Poor family relationships
- \* Physical and emotional abuse
- \* Boundaries and control
- \* Step parent issues

Children are at risk from:

- \* Being groomed for sexual exploitation
- \* Involvement in criminal activities
- \* Victim of crime
- \* Alcohol/substance misuse
- \* Deterioration of physical and mental health
- \* No means of support or legitimate income – leading to high risk activities
- \* Missing out on schooling and education

Longer-term risks include:

- \* Long-term drug dependency / alcohol dependency
- \* Crime
- \* Homelessness
- \* Disengagement from education
- \* Sexual exploitation, prostitution
- \* Poor physical and/or mental health

The Metropolitan Police have implemented the new ACPO missing person definition. This differentiates between people who are missing and those who are classed as absent.

- \* **Missing** – “Anyone whose whereabouts cannot be established and where the circumstances are out of character or the context suggests the person may be the subject of crime or at risk of harm to themselves or another.”
- \* **Absent** – “A person not at a place where they are expected or required to be and there is no apparent risk”.
- \* The reporting process remains the same as it has always been: it will be a police decision whether a person is classified as missing or absent. The classification is determined on the perceived level of risk to the individual. Only a person who is assessed as **no risk** will be classified as absent. No person under the age of 18 will be assessed as being **no risk**, and as such no person under 18 will be classified as absent.

The BDSCB has a **Missing Children Strategic Group** (MCSG). It is a multi-agency meeting comprising of representatives from the police, Social Care, Education and Health and meets every six weeks to review missing children procedures and data. The CSE Coordinator is a member of the MCSG so that links between children missing and CSE can be explored.

Each quarter, data is provided to the Performance and Quality Assurance Committee on children reported missing within this borough.

**The Information Sharing Group** is a multi-agency meeting comprising of representatives from the police, Social Care and Health. It meets every six weeks to review **all** cases of children reported missing in the borough, children who are

missing from education and children who are educated otherwise than at school (also known as elective home education – EHE).

**Director of Children’s Services challenge meeting** - Missing children and children missing from education are discussed, every three months, at a quarterly Director of Children’s Services challenge meeting, which includes the Divisional Directors of Education and Social Care and a representative from the police.

**National Indicator 71** - Although local authorities are no longer required to adhere to the guidance set out in this national indicator, this borough continues to use it as a tool to measure itself with regard to missing children procedures and data. This is signed off by the Independent Chair of the LSCB and the Director of Children’s Services.

### **Priorities going forward:**

- \* BDSCB will continue to oversee performance and the actions required to support the strategy on missing children.
- \* BDSCB to better understand the reasons why children go missing through the intelligence gathered from the return interviews
- \* A closer alignment of work involving CSE and Missing children
- \* Further scrutiny of the process in tracking children missing education.



# Local Authority Designated Officer

All LSCB's have responsibility for ensuring that there are effective procedures in place for investigating allegations against people who work with children. The Local Authority Designated Officer (LADO) should be informed of all allegations and will provide advice and guidance to ensure individual cases are resolved as quickly as possible.

The LADO role in Barking & Dagenham is held by the Group Manager Safeguarding, Quality & Reviews with the operational function delegated to the Safeguarding Manager for all non education allegations and the Safeguarding Lead for Education for all allegations against education staff. These arrangements are fully compliant with the guidance in Working Together 2015. A full analysis of how allegations have been managed during 2015/16 can be found in the LADO Annual report.

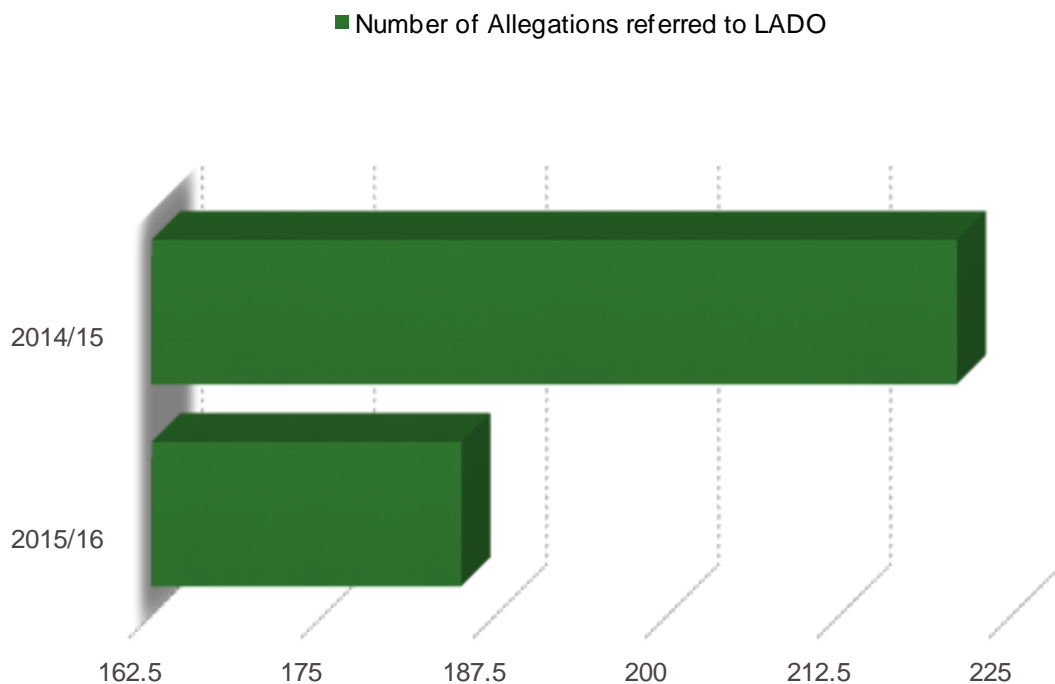
Between April 2015 and March 2016 the LADO's recorded 185 formal allegations against the children's workforce in Barking & Dagenham. This represents a 15% decrease from 2014/15 of 221 allegations.

The decrease in formal allegations could partly be explained as a result of the national emphasis on demonstration of harm, there has also been a reduction in the number of multi agency briefing sessions held.

The statistical distribution of allegations in the year indicates that professionals employed in education services account for 36% of the total referrals. The next largest professional group is Early Years settings with 15% of referrals, with Foster Carers third with 12%. The remaining 37% of referrals involved concerns about staff in the wider workforce. It is unsurprising that as a whole, the staff most likely to have allegations made against them will be those working with children directly and for significant periods of the day, (teachers and class based staff, nursery staff and foster carers).

## Next Steps

- ▶ Continued awareness raising of LADO activity and ensure that all those working with children are familiar with the processes and what to do if they are concerned about an individual.



- ▶ Representation to national health bodies about registration of staff and compliance with LADO procedures
- ▶ raising awareness with faith groups of the LADO process

# PREVENT - safeguarding children & young people from radicalisation

The BDSCB will hold the Community Safety Partnership to account for its effectiveness in safeguarding children and young people at risk of radicalisation.

From 1st July 2015 the 'Counter Terrorism & Security Act' (CTSA 2015) put the Prevent strategy onto a statutory footing. This places a duty on specified authorities to have "*due regard to the need to prevent people from being drawn into terrorism*". The LSCB guidance issued by London Councils 'Safeguarding Children from Extremism' also forms part of the strategy. The Barking & Dagenham Prevent Strategy & Delivery Plan has identified the following priorities:

- \* improving understanding and awareness of Prevent, Extremism and recognising radicalisation
- \* building community resilience to identify and challenge extremism and radicalisation where this may present
- \* reducing the risk of vulnerable individuals to extremism
- \* ensuring Prevent messaging is communicated effectively both within frontline services and to the wider community

The Barking & Dagenham Prevent strategy & Delivery plan is developed and overseen by the Prevent Strategy & Steering Group, that reports to the Community Safety Partnership.

During the year there has been a major focus on training and awareness amongst frontline staff across all sectors and within the community. Schools in the borough have received workshops to raise awareness with over 1300 staff trained, with particular regard to Ofsted and DfE guidance.

# Learning & Improvement

The BDSCB Learning & Improvement process provides the framework for the Board to learn from audits and to deliver its statutory function “to undertake reviews of serious cases and advise of lessons to be learned from them”. Using the framework, the Board has ensured focused dissemination of learning from audit activity, Practice Learning Review and Serious Case Reviews. Training and Development needs are identified as a result of the emerging learning from practice and case review activity both at a local and national level.

## Training & Development Report

What have we done?

- The Performance, Learning & Quality Assurance Committee oversees L&D on behalf of the BDSCB.
- The L&D Officer has worked hard developing local practitioners who deliver training courses on behalf of the LSCB, increasing the Board’s capacity to provide learning opportunities whilst fostering expertise at single agency level.
- All courses have been developed based on learning from National Serious Case Reviews, national policy and research, local case reviews and audits.
- To enhance learning and development opportunities a series of lunch-time briefings and half day workshops have been arranged which provide a shorter and more focused training session.
- Between 1st April 2015 and 31st March 2016, 1,438 training places were available to the multi-agency workforce, 1,217 participants attended, equating to 85% attendance rates
- In addition, a range of E-Learning courses were accessible to partners via the LSCB website – this included basic awareness courses in Safeguarding, CSE, Female Genital Mutilation (FGM), Child Trafficking.

- Learning opportunities have been provided in response to identified need from learning from case audits and serious case reviews

What impact have we had

- Attendance by agency is variable as is expected given the varying size of the workforce, staff turnover, and availability of single agency training. Staff from the council, schools and Health agencies have the highest rates of attendance
- We have promoted our events to Voluntary, Community and Faith sector organisations across the period.
- Attendance rates themselves cannot be considered a measure of success, and it remains a challenge to demonstrate the impact of learning and development activity on outcomes for children and frontline practice. The BDSCB has used a 3 stage Post Course Evaluation process to evaluate the learning from events during this period and feedback has been largely positive

### **Next Steps**

- To encourage greater attendance and less 'no shows' from all partners
- Refresh of the Learning & Development Framework and Training Programme to include learning from 2 local SCR's:
  - Hidden Adults
  - Disguised Compliance
  - Sharing Information

# Child Death Overview

## Panel (CDOP)

CDOP is a committee of the BDSCB, it enables the Board to carry out its statutory duty relating to the review of all child deaths (0-17 years, with the exception of babies who are stillborn and planned terminations of pregnancy) so that if there is learning that may prevent future deaths this can be identified and shared with agencies and the public.

Across Barking & Dagenham during 2015-16 there were 20 child deaths notified to the CDOP of which 11 were reviewed and reported on by the panel.

- of the 20 deaths notified, 4 were unexpected deaths. The Rapid Response procedure was followed for all

- 16 deaths were classified as expected, of these 11 have been reviewed and concluded

- the highest proportion of deaths is within the neonatal period - 45%.

- children under 1 year of age represent 15% of the total number of child deaths notified to CDOP.

- 20% of deaths were white British and 20% were Black/Black British African

- 5 of the deaths reviewed had 'modifiable factors'

Modifiable factors are where there are factors which may have contributed to the Child death. These factors are defined as those which, by means of nationally or locally achievable interventions, could be modified to reduce the risk of future child deaths.

### CDOP Achievements

- a clear pathway for learning between CDOP and SI's has been developed

- development of the interface between CDOP and Serious Case Reviews
- increased joint working across neighbouring boroughs to share learning and develop the effectiveness of CDOP with Barking, Havering & Redbridge Hospital Trust.

The full CDOP annual report can be found at: <http://www.bardag-lscb.co.uk/Pages/CDOP.aspx>

# Case Review Activity - Serious Case Review's, Practice Learning Review's & Multi Agency Audits

## What have we done?

• During 2015/16 four cases were referred to the SCR Committee due to concerns about how agencies had managed the case and the impact on the child. Of these, one met the criteria for a SCR.

• Of the remaining three cases two were criminal matters and being led by the Police and one was progressed to a Practice Learning Review, which remains in progress.

• This year the BDSCB have conducted two multi agency audits - the audit on CSE was conducted in line with our multi agency auditing process whereby representatives complete an audit tool and are then invited to a multi-agency focus group lead by the QA Manager from Children's Social Care who facilitates a 'conversation' about the quality of practice and the impact of collective efforts on improving outcomes for the child/young person. An audit on the quality of Multi Agency Referral Forms was completed by reviewing information sent into the MASH by referring agencies. The quality of information in the MARF was identified as 'requiring improvement' during the Ofsted inspection in 2014.

• Findings from audits are reported to Performance, Learning & Quality Assurance committee

## Findings - CSE

The audit group audited 10 children which covered LAC, CP CiN and closed.

- basic recording such as the child's school was not updated
- Some inconsistency of approach to flagging cases was identified
- under half of the cases audited had evidence of the CSE risk assessment being used



- in cases where the CSE risk assessment used no evidence in half of those that the child had been seen
- multi agency plans need clarity and focus of work
- some agencies need greater oversight and understanding of CSE demonstrated through supervision
- Inconsistency in the understanding of risk levels and language was identified in some cases.
- two dedicated police officers for CSE are based in the MASH
- BDSCB training on CSE ongoing
- themes from this audit will be communicated to the CSE Champions

### **Findings - MARF**

There were a total of 801 children referred via a MARF in Q1, 10% (80 records) were audited.

- out of 68 referrals where CAF should have been considered, only 2 had a CAF in place
- 56 referrals could have been worked in Tier 2 services rather than being referred to Children's Social Care.
- The quality of information in 58 MARFs was 'good'
- Reflection and analysis of information in 64 MARFs was available

### **Practice Learning Reviews**

In Barking & Dagenham our practice learning reviews involve all partner agencies that were involved in the management of the case and the review is led by an Audit & Quality Assurance Officer.

The findings from the completed PLR involve sexual abuse and themes are:

- improved partnership working required

- ▶ improved information sharing required
- ▶ understanding of the Police CAIT role
- ▶ partnership understanding around the issue of consent

The learning from this PLR together with learning from multi-agency audits have been integrated into a multi-agency presentation to be delivered to Performance, Learning & Quality Assurance committee and through a workshop and newsletter.

## **Serious Case Reviews**

LSCBs are required to undertake a review of all serious cases when abuse or neglect of a child is known or suspected; and either the child has died; or the child has been seriously harmed and there is cause for concern as to the way in which the authority, their Board partners or other relevant persons have worked together to safeguard the child. The purpose of a Serious Case Review is to establish whether there are lessons to be learned from the case about the way agencies worked individually and together to safeguard and promote the welfare of children, to identify clearly what those lessons are, how they will be acted upon and what is expected to change as a result.

BDSCB has initiated two SCR's - Child H was initiated in 2013 but completed and published in 2015. Child B was initiated in 2015 and completed and published in 2016

All actions and recommendations from the Serious Case Reviews are monitored by the Performance, Learning & Quality Assurance committee. Themes arising from the SCR's are:

### **Child H**

- ▶ supervision - reflective and clinical
- ▶ impact/risk of all family members
- ▶ professional optimism/curiosity

## **Child B**

- ▶ information sharing
- ▶ compliance with procedures
- ▶ the 'invisible' father
- ▶ professional optimism
- ▶ disguised compliance

## **Impact of audits on practice and outcomes for children**

Our case review activity has identified some opportunities for learning:

- ▶ continuous training to frontline practitioners in all agencies on threshold and consideration to completion of CAF
- ▶ regular reflective supervision to be in place
- ▶ all agencies involved with a child to be invited to strategy meetings and CiN meetings
- ▶ assessment tools such as the CSE risk assessment tool could be better understood and used more consistently to elicit early help, record concerns and measure changes
- ▶ over optimism results in a lack of rigour in undertaking assessments and focusing on the needs of the child
- ▶ sources of information were not always given appropriate significance
- ▶ information sharing was not always consistent, leading to a lot of information being available to some agencies working with the family but not others.

- ▶ parenting capacity was often judged to be poor without any formal parenting assessment being conducted to support that professional judgement
- ▶ reviews of assessment must be regularly undertaken to evidence that the desired impact of intervention is being realised for the child.
- ▶ Lack of professional challenge to the accounts provided by Parent's.
- ▶ Gaps in recording led to lack of clarity as to whether the child had been seen.
- ▶ Absence of the voice of the child in records to demonstrate that it had influenced the response of the professional
- ▶ The escalation policy was not used to challenge decision making

## **Key Messages for Managers**

- Frequent changes in workers without adequate handovers can contribute to losses of information and a 'start again syndrome'
- Ensure that practitioners are trained and equipped to use all available risk assessment tools and that these inform referrals for early help and child protection.
- Ensure plans are child focused
- Encourage practitioners to reflect on what life is like for the child

## **Key Messages for Practitioners**

- Take a forensic approach to assessment; consider all information regardless of the source.
- Ensure that all children are considered within an assessment regardless of how well they might appear to be doing
- Keep children at the centre of what you are doing – listen, and hear what they are saying.
- Demonstrate that the child's voice has influenced your response

- If you are uncomfortable about a decision that has been made in a case, report your concern and use the Escalation Pathway of the BDSCB.
- Ensure that all partners working with the child and family have contributed to the risk assessment
- Safeguarding is everyone's responsibility, but not someone else's. Get involved and stay involved until you are satisfied that risk has been reduced and outcomes for the child are improved.

## **BDSCB listens to children and ensures their voice informs our work**

The Young People's Safety Group (YPSG) is a sub group of the BDSCB and meets to discuss safeguarding & safety issues that are specific to children & young people. The group meets termly and all secondary schools, the college and PRU are invited to attend with a representative group of between 8-10 pupils. Following each meeting, two key questions are raised by the young people and taken to the BDSCB meeting for a response, themes this year have covered Prevent & extremism and Rail Safety. Schools disseminate messages from each YPSG widely through assemblies and newsletters throughout their schools.

Throughout the year 111 young people attended drawn from 6 schools in the borough. The meeting themed on the Prevent agenda saw one of the largest ever attendances at a YPSG meeting

Integrated Youth Services (IYS) provides universal youth provision for 11-19 year olds, or up to 25 with a disability. Universal provision includes youth centres and pop up youth clubs in community settings. Targeted provision includes LAC youth groups and LGBT work. The service is also responsible for the statutory participation and rights of Looked after Children, including advocacy and Independent Visiting, as well

as mainstream activity such as the BAD Youth Forum. IYS is also responsible for reducing the numbers of 16-19 year olds who are not in Education, Employment or Training, the provision of work experience for young people as well as the commissioning of High Needs support for learners aged 16-25. During 2015/16 attendance at IYS groups reached 21,386.

The safeguarding of young people comes about largely through the work with Looked after Children and through 1-2-1 work referred through various multi agency panels. Generic youth work also explores the theme of safeguarding, in particular CSE, and provides a 'safe' environment for any young person to discuss this topic.

The service is by far the largest distributor of condoms in the borough with around 28,000 distributed in Q3 & Q4. This is carried out within a context of speaking to young people about healthy relationships.

Looked After young people have access to a more stable and consistent Advocacy and Independent visiting service and the Children's Rights Officer has continued to undertake return interviews with children that go missing, making links with CSE.

'Flip side' is a LGBT youth provision and is now a well established peer group with the ability to inform and influence work around promoting LGBT rights and positive outcomes. IYS also has a pivotal role in promoting positive sexual health. Teenage pregnancy figures for the borough are at its lowest level since 1998.

Listening to and responding to the voice of child is integral to practice and embedded in training and audit processes for North East London Foundation Trust (NELFT)

NELFT has a service user engagement programme in place which includes seeking the views of children, young people and their families in relation to their experience of services. Their views are considered and used to inform improvements in service delivery. There is a young people's engagement group known as "Listen". This group has contributed to a review of the CAMHs service undertaken by the Clinical Commissioning Group. Views of parents frequently inform improvements or changes in service delivery, for example a survey of The Health Visiting service resulted in the implementation of a duty system being put in place to improve access.

There are a number of forums for capture of practitioner experience, for example the annual NELFT staff survey, surveys of practitioner experience of safeguarding children supervision and support received from the safeguarding duty desk.

Youth workers play an increasing role in the reduction of NEET. This is particularly the case with vulnerable NEET who experience a number of factors such as domestic violence and substance misuse that prevent them from entering education, employment or training.

Attendance at IYS provision is consistently good with the potential to reach and work with young people at risk who may not access other services. Through the YPSG young people have worked directly with BDSCB members to outline their priorities. In November a group of young people 'tookover' the LSCB meeting and acted in key positions such as Independent Chair and Director of Children's Services. They formed the agenda and questions to the multi agency partners. This will be repeated on an annual basis.

**Next Steps:**

Make links with the gangs group

Continue to work with vulnerable young people in returning to education, employment & training

Strengthen the role with regards to CSE

# Wider Contribution to Safeguarding from our Partners

The BDSCB strength and ability to continuously improve safeguarding practice is underpinned by our multi-agency working together. However there is a significant amount of work that our partners undertake from a single agency perspective.

This section of our annual report provides a snapshot of information on the wider contribution to safeguarding from our partners, in addition to the multi-agency partnership contribution they make

## **Barking, Havering & Redbridge University Hospitals NHS Trust**

What we have achieved	What we aim to do in 2016/17
Full establishment of the Safeguarding Children's Team	Implement & embed the Child Protection Information System
A Safeguarding Children Training Needs Analysis approved at the Trust's Operational Group	Continue to embed the FGM, CSE and DV agenda
Supervision Policy revised	Embed a Safeguarding Children 'trigger tool' in Emergency Departments
Rolling programme of audits in place	Establish Safeguarding Children Summits to disseminate learning relating to children and through Serious Incidents
CAF now in use in Midwifery Dept and by Sexual Health & Paediatric staff	Develop a Safeguarding Children's Dashboard
All staff have access to a new CSE web page	
staff awareness of vulnerable groups - DV, LAC, CSA	
Implementation of CP Information Sharing System	



What we have achieved	What we aim to do in 2016/17
Increased evidence on consultation with children	

## Children's Social Care

What we have achieved	What we aim to do in 2016/17
Reduction in open cases, resulting in less drift and lower caseloads, reflecting tighter work on assessment, planning and reviewing.	Continued analysis and understanding of increased volume of contacts.
Higher performance in visits to children subject to CP plans (97%), Core Groups (86%)	Improve and maintain performance on key areas
Significant progress with the Police to reduce the number of children entering care through Police Powers of Protection	Reduced reliance on agency staff and increased focus on permanent recruitment of social workers
Introduction of the Single Assessment and increase in performance in completing assessments within timescales	Continued focus on CSE
Reduction in referrals reflects improved gatekeeping in MASH	Co-ordinated planning to address preventative work with universal and targeted services.
	Further work on responding to high levels of domestic violence

## Housing

What we have achieved	What we aim to do in 2016/17
Comprehensive training is available to all staff	

What we have achieved	What we aim to do in 2016/17
<p>Housing staff regularly attend Child Protection Conferences</p>	<p>To respond to the projected increase in demand, actions will be taken to reduce homelessness:</p> <ul style="list-style-type: none"> <li>- early intervention</li> <li>-adopting a holistic/multi agency approach</li> <li>-mediation in parental ejection cases</li> <li>-employment, debt management &amp; benefits advice</li> <li>-working closely with private landlords</li> </ul>
<p>Joint work with Children Centres to provide training and information on rights and responsibilities of a tenant</p>	

### North East London Foundation Trust (NELFT)

What we have achieved	What we aim to do in 2016/17
<p>The Safeguarding children duty desk was implemented in July 2014. This is a single point of contact for safeguarding children enquiries and is co-located with adult Safeguarding team enabling a THINK family approach to safeguarding</p> <p>The Fabricated and Induced Illness Procedure written in partnership with the Named Doctors was ratified and published.</p>	<p>Work to develop the NELFT reporting CSE dataset requirements is now complete and will be available in late 2016.</p>
<p>The Domestic Abuse, CSE, FGM and Harmful Practice Procedure was developed, ratified and published.</p>	<p>Capacity and impact on practitioner workload in a time of change and service transformation</p>
<p>The Safeguarding Children Policy was reviewed and updated to strengthen reference to key priorities such as CSE and FGM and to reflect updating of national policies.</p>	<p>Sufficiency of high quality supervisory capacity</p>
<p>All senior leads and managers, including the executive team have received safeguarding training at the required statutory level.</p>	<p>Ability to release staff to attend multiple training programmes</p>

What we have achieved	What we aim to do in 2016/17
<p>The Safeguarding Children’s team undertakes regular audits of the Trust’s child protection systems and processes. The audit program includes an audit of safeguarding children record keeping, the quality of safeguarding children supervision and response to domestic violence. An additional audit of practitioner contribution to child protection core group meetings and progression of child protection plans was identified from Section 11 audit 2014</p>	<p>Insufficient and limited understanding of pathways to respond to those affected by these issues</p>
<p>NELFT has a service user engagement programme in place which includes seeking the views of children, young people and their families in relation to their experience of our services. Their views are considered and used to inform improvements in service delivery. In Barking and Dagenham’s there is a Young people’s engagement group known as “Listen”. This group contributed to the review of the CAMHs service undertaken by the Clinical Commissioning Group.</p>	<p>Earlier identification and mobilisation of early offer of help – in order to reduce harm and improve outcomes for children.</p>
<p>There are a number of forums for capture of practitioner experience, for example the annual NELFT staff survey, surveys of practitioner experience of safeguarding children supervision and support received from the safeguarding duty desk.</p>	<p>Embedding CSE within the range of practitioners roles and assessment processes within children’s services</p>
	<p>Ensure that children and young people affected by the issues associated to PREVENT are recognised and appropriate interventions are in place</p>

## Metropolitan Police Service

What we have achieved	What we aim to do in 2016/17
<p>Significant improvement in intervention and disruption</p>	<p>Develop further links with Missing Children and improve identification of CSE from these young people, extracting intelligence from return interviews.</p>

What we have achieved	What we aim to do in 2016/17
<p>The local CSE team continue to lead the way in identifying and flagging young people who may be at risk and ensuring quality links are made with partner agencies to reduce those risks.</p>	<p>Develop closer links with care homes on the Borough.</p>
<p>The Detectives within the team remain the same in this reporting period, gaining further experience and building close working relationships</p>	<p>Improve the links with Schools and raise awareness in schools.</p>
<p>We have provided a strong training program to raise awareness across multi-disciplines.</p>	<p>Closer focus on perpetrators and locations of concern and use the new Dashboard to build an accurate problem profile and direct resources accordingly.</p>
<p>MASH processes leading up to MASE and the MASE itself has been completely overhauled to include a greater focus on perpetrators, location and prevention activity.</p>	<p>Trial CSE matrix system (similar to Gangs system) and consider if this is a valuable tool in identifying and prioritising those most at risk.</p>
	<p>Regularly review processes with MASH and other agencies to ensure they are in line with Pan London Protocol.</p>
	<p>Work with council partners to identify Services that may be able to be commissioned for children believed at risk of CSE to provide a wider range of intervention options.</p>

## Clinical Commissioning Group (CCG)

What we have achieved	What we aim to do in 2016/17
<p>Developed &amp; Strengthened safeguarding arrangements for the CCG Safeguarding children information included on the intranet site with updated policies &amp; procedures</p>	<p>A case for change for the combined role of Designated Nurse for safeguarding &amp; LAC remains outstanding &amp; will be reviewed</p>
<p>A new set of reporting requirements has been agreed for the reporting organization to report on supporting the CCG to hold the provider organizations to account.</p>	<p>A proposal is being considered to begin a Lead GP Child Safeguarding Group to be held quarterly.</p>
<p>A safeguarding standard detailing the minimum standards for safeguarding children for all CQC</p>	<p>Achieving statutory compliance with LAC Health Assessments.</p>

What we have achieved	What we aim to do in 2016/17
contracts has been agreed and will be placed in all contracts from 2016 onwards	
NHSE carried out a deep dive inspection across all BHR CCG's as part of an assurance process for CCG's. Barking & Dagenham was awarded a 'good' outcome with a number of good practice areas identified.	Raise the profile of LAC with GP practices.
The Designated Nurse has supported development of NELFT's FGM strategy and is working with the LSCB Faith & Culture group.	

# Priorities for 2016-17

The BDSCB business plan outlines the strategic objectives that will inform the work of the Board from 2015-18. The following information was considered when the priorities were agreed:

- Children's Trust - Children and Young People's Plan
- Health and Wellbeing Strategic priorities
- BDSCB Annual Report 2014-15
- Recommendations from inspections
- Analysis of local need - JSNA
- Good practice guidance from ALDCS and Ofsted publications
- Priorities identified from the BDSCB performance management data and local quality assurance audits.
- Outcomes of national and local serious case reviews
- Five strategic priorities were agreed. These are:
  1. Board members are assured that arrangements are in place to identify and safeguard groups of children who are particularly vulnerable
  2. Board partners will own and share accurate information which informs understanding of safeguarding practice and improvement as a result
  3. The Board will see children and young people as valued partners and consult with them so their views are heard and included in the work of the LSCB
  4. Arrangements for Early Help will be embedded across agencies in Barking & Dagenham who work with children, young people and their families

5. Board partners will challenge practice through focused inquiries or reviews based on performance indicators, practitioner experience and views from children and young people. Collectively we will learn and improve from these reviews.

This page is intentionally left blank



**ASSEMBLY****30 November 2016**

<b>Title:</b> Treasury Management Strategy Statement Mid-Year Review 2016/17	
<b>Report of the Cabinet Member for Finance, Growth and Investment</b>	
<b>Open Report</b>	<b>For Decision</b>
<b>Wards Affected:</b> None	<b>Key Decision:</b> Yes
<b>Report Author:</b> David Dickinson, Group Manager Pensions and Treasury	<b>Contact Details:</b> Tel: 020 8227 2722 E-mail: <a href="mailto:david.dickinson@lbbd.gov.uk">david.dickinson@lbbd.gov.uk</a>
<b>Accountable Director:</b> Kathy Freeman, Finance Director	
<b>Accountable Strategic Director:</b> Jonathan Bunt, Strategic Director of Finance and Investment	
<p><b>Summary</b></p> <p>Regulation changes have placed greater onus on elected Members in respect of the review and scrutiny of treasury management policy and activities. This mid-year review report is important in that respect as it provides details of the mid-year position for treasury activities and highlights compliance with the Council's policies previously approved by the Assembly.</p> <p>The Assembly agreed the Treasury Management Strategy Statement for 2016/17 on 24 February 2016 which incorporated the Prudential Indicators. This report, which was presented to and endorsed by the Cabinet at its meeting on 15 November 2016, updates Members on treasury management activities in the current year.</p>	
<p><b>Recommendation(s)</b></p> <p>The Assembly is recommended to:</p> <ul style="list-style-type: none"> <li>(i) Note the Treasury Management Strategy Statement Mid-Year Review 2016/17;</li> <li>(ii) Note that the Council complied with all 2016/17 treasury management indicators during the first half of the 2016/17 financial year;</li> <li>(iii) Note that the value of investments as at 30 September 2016 totalled £259.0m;</li> <li>(iv) Note that the value of long-term borrowing as at 30 September 2016 totalled £454.9m, comprising market, PWLB and EIB loans; and</li> <li>(v) Note that the value of short term borrowing as at 30 September 2016 totalled £63.9m.</li> </ul>	

## **Reason(s)**

This report is required to be presented to the Assembly in accordance with the Revised CIPFA Code of Practice for Treasury Management in the Public Services.

### **1. Introduction and Background**

- 1.1 The Council operates a balanced budget whereby cash raised during the year meets the Council's cash expenditure needs. Part of the treasury management operations is to ensure this cash flow is adequately planned, with surplus monies invested with counterparties of an appropriate level of risk, providing adequate liquidity before considering maximising investment return.
- 1.2 The second main function of treasury management is the funding of the Council's capital programme. These capital plans provide a guide to the Council's borrowing need, which is essentially the use of longer term cash flow planning to ensure the Council can meet its capital spending operations. This management of longer term cash may involve arranging loans, using cash flow surpluses or restructuring previously drawn debt to meet Council risk or cost objectives.
- 1.3 The Chartered Institute of Public Finance and Accountancy's (CIPFA) Code of Practice on Treasury Management (revised 2011) recommends the:
- (i) Creation and maintenance of a Treasury Management Policy Statement which sets out the policies and objectives of the Council's treasury management.
  - (ii) Creation and maintenance of Treasury Management Practices which set out the how the Council will seek to achieve those policies and objectives.
  - (iii) Receipt by the full council of an annual Treasury Management Strategy Statement, including the Annual Investment Strategy and Minimum Revenue Provision Policy for the year ahead, a Mid-Year Review Report and an Annual Report (stewardship report) covering activities during the previous year.
  - (iv) Delegation by the Council of responsibilities for implementing and monitoring treasury management policies and practices and for the execution and administration of treasury management decisions.
  - (v) Delegation by the Council to a specific named body, which for LBBDD is the Cabinet, to scrutinise the treasury management strategy and policies.
- 1.4 This mid-year report has been prepared in compliance with CIPFA's Code of practice on Treasury Management, and covers the following:
- 1. Economic Summary;
  - 2. Treasury Position at 30 September 2016;
  - 3. Debt Position as at 30 September 2016;
  - 4. Investment Portfolio 2016/17; and
  - 5. The Council's Capital Position (Prudential Indicators), including:
    - Prudential Indicator for Capital Expenditure
    - Changes to the Financing of the Capital Programme
    - Prudential Indicator – Capital Financing Requirement
    - Limits to Borrowing Activity.

## 2. Economic Update and Interest Rate Forecast

- 2.1 Throughout the first part of the financial year the economic data generally painted a picture of continued moderate growth with limited inflationary pressures. On 23 June 2016 the UK voted to leave the European Union, which shocked investment markets despite polls before the referendum suggesting that the vote could go either way.
- 2.2 The initial reactions in markets were pronounced: sterling fell dramatically, safe haven assets like government bonds rallied and equity markets were marked lower. Equity markets generally staged a recovery in the final days of the quarter, supported by expectations that interest rates would stay lower for longer.
- 2.3 The Bank of England (BOE) cut the Base Rate from 0.5% to 0.25% to try and reduce the impact of market volatility and due to the fact that the next political steps around Brexit lacked clarity. The BOE gave forward guidance that it expected to cut Base Rate again to near zero before the year end.
- 2.4 This cut directly reduced the interest rates on offer from financial institutions and from other Local Authorities. From an investment return point of view this will mean that the return target for the Council for 2017/18 and beyond will be more difficult to achieve. From a borrowing prospective the cost of borrowing is at a historical low and provides opportunities to fund capital spend where appropriate.
- 2.5 In the Eurozone, continued bond purchases by the ECB contributed to bond yields falling to record low levels. Meanwhile in the US, weak employment data released at the start of June saw the market re-price the likelihood of a Federal Reserve hike before the end of the year.
- 2.6 The Council's treasury advisor, Capita Asset Services (CAS) undertook a quarterly review of its interest rate forecasts after the Bank Rate cut. The forecast below includes a further cut to 0.10% in November 2016 and a first increase in May 2018, to 0.25%, but no further increase to 0.50% until a year later. The Monetary Policy Committee (MPC) is concerned about the impact of increases on heavily indebted consumers, especially if the growth in average disposable income is weak and could turn negative if inflation exceeds average pay increases over the next two years.

**Table 1: Interest Rate and PWLB forecasts**

	Dec-16	Mar-17	Jun-17	Sep-17	Dec-17	Mar-18	Jun-18	Sep-18	Dec-18	Mar-19	Jun-19
<b>Bank rate</b>	0.10%	0.10%	0.10%	0.10%	0.10%	0.10%	0.25%	0.25%	0.25%	0.25%	0.50%
<b>5yr PWLB rate</b>	1.00%	1.00%	1.10%	1.10%	1.10%	1.10%	1.20%	1.20%	1.20%	1.20%	1.30%
<b>10yr PWLB rate</b>	1.50%	1.50%	1.60%	1.60%	1.60%	1.60%	1.70%	1.70%	1.70%	1.70%	1.80%
<b>25yr PWLB rate</b>	2.30%	2.30%	2.40%	2.40%	2.40%	2.40%	2.50%	2.50%	2.50%	2.50%	2.60%
<b>50yr PWLB rate</b>	2.10%	2.10%	2.20%	2.20%	2.20%	2.20%	2.30%	2.30%	2.30%	2.30%	2.40%

### 3. Council Cash Position, Treasury Budget and Strategy Amendments

#### Council Cash Position

- 3.1 Table 2 details the Council's mid-year treasury position. Overall the Council's borrowing has increased from 31 March 2016 due to short-term borrowing positions and an additional £60m borrowed from the Public Works and Loan Board (PWLB). As a result, the average cost of borrowing has decreased. Investment balances remain elevated but the return has improved.

**Table 2: Council's Treasury Position at 30 September 2016**

	Principal Outstanding £000s	Rate of Return %	Average Life (yrs)
<b>General Fund Fixed Rate Borrowing</b>			
PWLB	60,000	2.52	46.2
Market Loans	119,000	2.66	32.9
Short Term Borrowing	63,948	0.32	0.2
<b>Total General Fund Debt</b>	<b>242,948</b>	<b>2.01</b>	<b>27.6</b>
<b>Housing Revenue Account Fixed Rate Borrowing</b>			
PWLB	265,912	3.50	39.3
Market Loans	10,000	3.98	61.7
<b>Total Housing Revenue Account Debt</b>	<b>275,912</b>	<b>3.51</b>	<b>40.1</b>
<b>Total Council Borrowing</b>	<b>518,860</b>	<b>2.81</b>	<b>34.25</b>
<b>Investments</b>			
Banks	188,218	1.33	0.91
Local Authorities	65,891	1.74	0.71
Other Investments	4,918	3.25	3.50
<b>Total Investments</b>	<b>259,027</b>	<b>1.43</b>	<b>0.90</b>

- 3.2 During the first half of the financial year the Council has used short term borrowing to cover a disconnect between financing of capital spend on schools and receiving the grant to fund this and to cover a prepayment to Elevate East London.

#### Treasury Budget Position

- 3.3 As part of the Council's savings proposals several revisions were made to the General Fund treasury budget for 2015/16 and 2016/17. The budget revisions resulted in **£4.6m** being removed from the Treasury budget. To achieve the interest income budget set, without taking significant risk, the treasury section has sought to increase the duration of a number of investments and make opportunistic investments as opportunities arise. Potential higher returns are weighed against the risk of locking in investments. In addition, at the July 2016 Assembly, Members approved the following changes in investment strategy:

- Increase the limit for Other UK Banks & Building Societies from £30m to £40m;
- Increase the Lloyds Banking Group limit from £50m to £65m; and
- Increase the limit for Property Investment from £15m to £20m.

- 3.4 Improved investment returns, higher than forecast cash balances, careful management of the Council's cash flow and its borrowing requirement has resulted in a forecast surplus of **£50k** in net interest against the revised budget for the General Fund. Table 3 summarises the 2016/17 budget, the forecast net interest and the variance between the 2016/17 budget and forecast.

**Table 3: 2016/17 Treasury Interest Budget Position**

Description	2016/17 Budget	2016/17 Forecast	Variance
	£000's	£000's	£000's
Interest Payable (excluding HRA)*	2,251	2,667	416
Net Interest to the General Fund*	(2,147)	(2,613)	(466)
<b>Net Interest Payable to GF</b>	<b>104</b>	<b>54</b>	<b>(50)</b>

\* interest is for the General Fund and excludes HRA, Schools and EIB interest

#### European Investment Bank Loan

- 3.5 In August 2014, Cabinet agreed to the regeneration of the Gascoigne Estate Phase 1 and Abbey Road and that financing of £89m would be provided by a loan from the European Investment Bank (EIB). This decision was ratified by the Assembly in September 2014. Cabinet also agreed that, given the low borrowing costs at the time, £2m from the Budget Support Reserve (BSR) would be made available to pay for interest costs in the development period. On 30 January 2015 £89m was borrowed from the EIB at a competitive rate of 2.21% for a duration of 30 years.
- 3.6 Table 4 below provides a summary of the likely costs that will be charged to the BSR in 2016/17 and 2017/18 as a result of borrowing the full £89m in advance.

**Table 4: 2016/17 EIB Borrowing Costs**

	2016/17	2017/18
Gross Interest (EIB)	1,964,230	1,964,230
Interest Income from Abbey Road 2	(569,000)	(569,000)
Interest from Cash Balance	(595,000)	(300,000)
Total Charge	800,000	1,069,000
Remaining Reserve Available	1,080,000	11,000

- 3.7 In addition to the interest repayment, capital repayments of £2.3m needs to be paid for 2016/17 and 2017/18. This will be partially funded by income from Abbey 2 and Gascoigne Phase 1. Where there is a shortfall, short term borrowing will be used to fund this. It is expected that sufficient income will be received from Gascoigne Estate Phase 2 and Abbey Road to cover the interest and capital repayments to the EIB in 2018/19.

#### 4. Debt Position at 30 September 2016

- 4.1 As part of the Ambition 2020 proposals, a strategy was agreed to increase the Council's income generating asset base and enable the Council to be an active participant in the growth opportunities within the borough but with a very clear focus on return. The target investment return expected, after all costs, is 5% based on £100m+ investment. The majority of the investment fund requires external

borrowing and a strategy of borrowing when costs are low was implemented in early 2016.

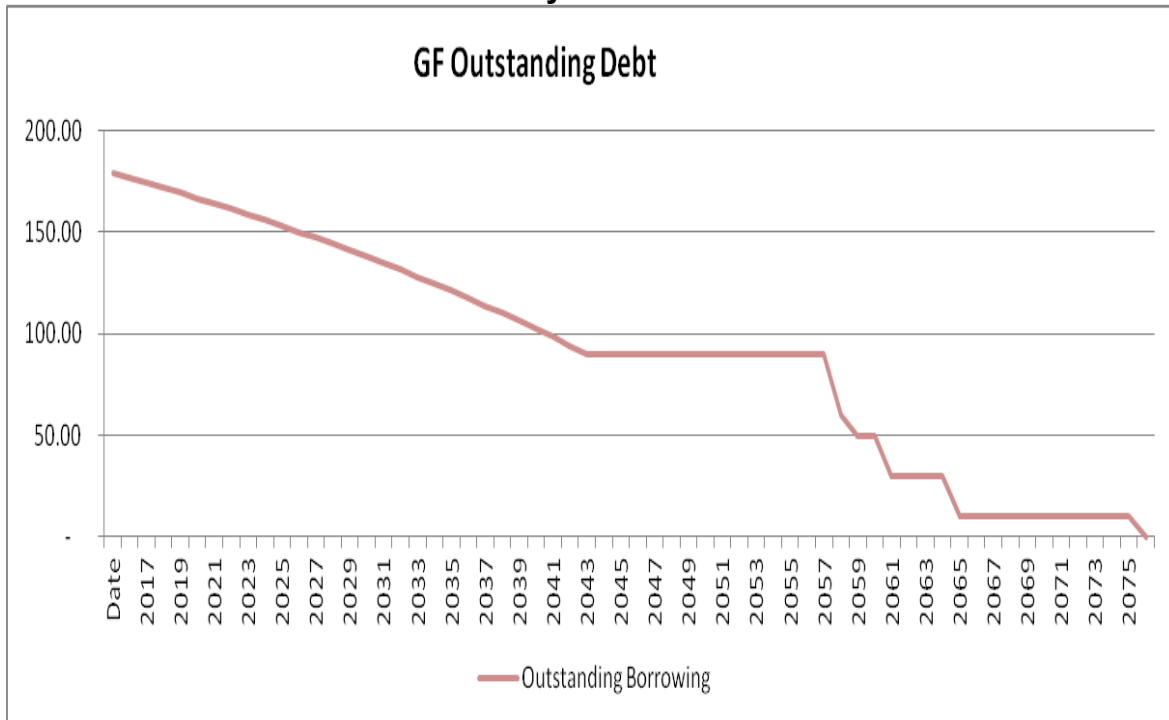
4.2 In June 2016, due to uncertainty over the referendum outcome, the cost of long term borrowing significantly reduced. As a result, the Strategic Director – Finance and Investments agreed to borrow £60m from the PWLB to fund the investment strategy. The actual borrowing is summarised below:

- On 09 June 2016, borrowed £20m at 2.72% with a 50 year maturity;
- On 14 June 2016, borrowed £10m at 2.65% with a 43.5 year maturity;
- On 28 June 2016, borrowed £10m at 2.49% with a 43.5 year maturity;
- On 29 June 2016, borrowed £10m at 2.38% with a 46 year maturity; and
- On 07 July 2016, borrowed £10m at 2.14% with a 46 year maturity.

4.3 The total General Fund borrowing, excluding short-term borrowing, is £179m at an average rate of 2.63%. The cost of the borrowing is included in the 2016/17 Treasury Interest Budget Position summarised in table 3. There is potential for further borrowing to be made should rates continue to remain low.

4.4 Although the size of the borrowing is significant, Members are asked to note that the EIB borrowing of £89m is an annuity repayment. This means that over the 30 years of the loan, a proportion will be repaid each year. The Council’s borrowing repayment is outlined in Chart 1 below and is based on the current General Fund borrowing position of £179m.

**Chart 1: General Fund Debt Maturity**



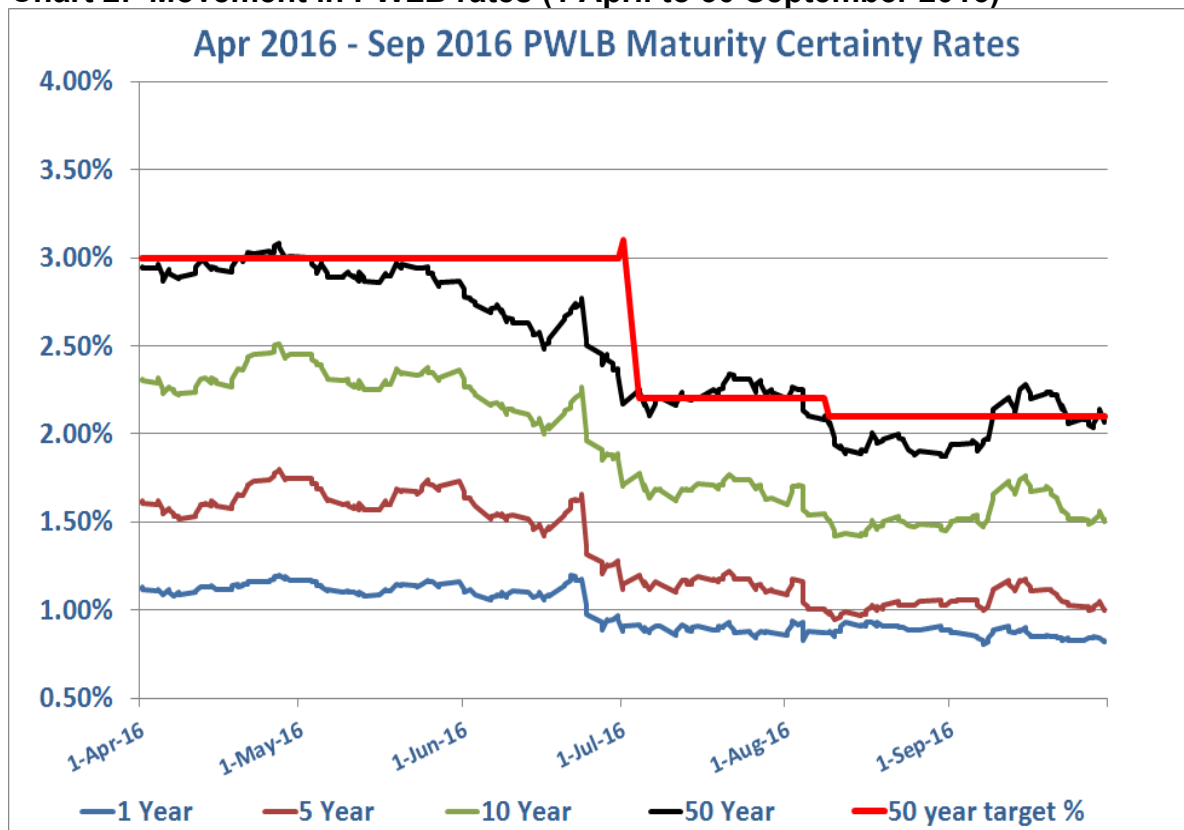
## Debt Repayment and Rescheduling

- 4.5 Debt rescheduling opportunities are limited in the current economic climate. No debt rescheduling or repayments were undertaken during the first six months of the financial year.
- 4.6 In June 2016 Barclays sent a letter advising of a change to their Lender Option Borrower Option (LOBO) Loan with the Council. The loan was for £10m and the rate is 3.98% with a maturity of 2078. The change outlined by Barclays converted the loan to a fixed loan with a very long maturity and removed the Lender Option Borrower Option.
- 4.7 Given the long duration of the loan and the fixed rate, the SDFI, in consultation with the Cabinet Member for Finance agreed to transfer this debt across to the HRA. Having a very long dated loan at a competitive rate will reduce the HRA refinancing risk.

## PWLB Rates

- 4.8 Chart 2 below shows the movements in PWLB rates for the first six months of the financial year (to 30 September 2016).

**Chart 2: Movement in PWLB rates (1 April to 30 September 2016)**



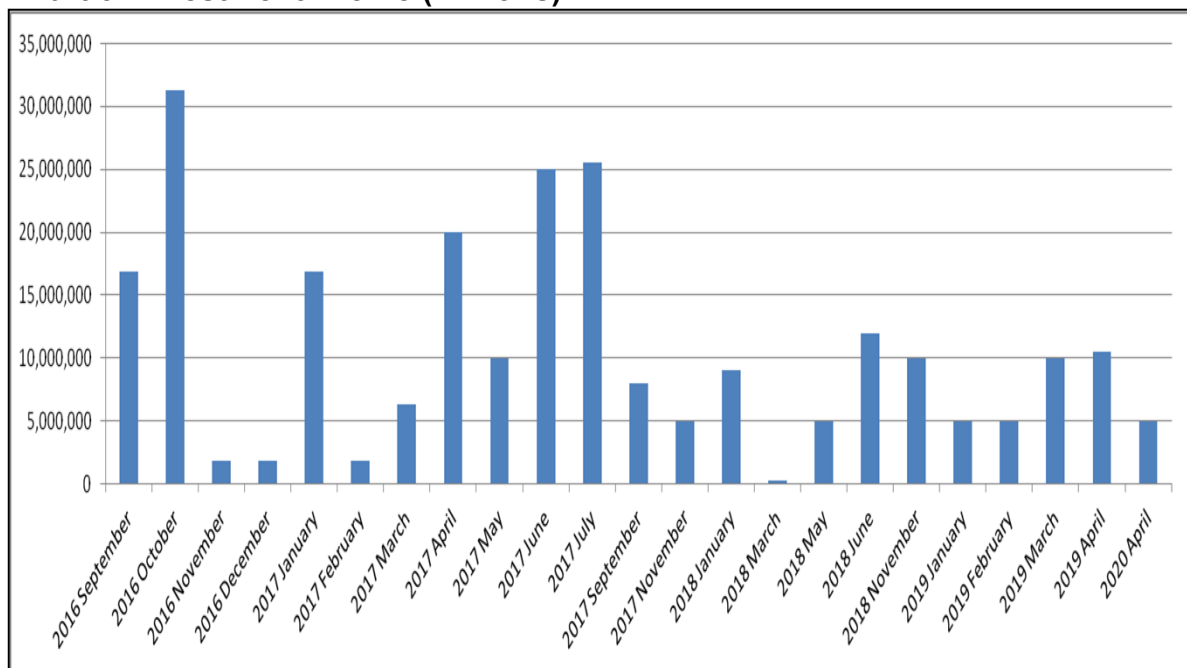
## 5. Investment Portfolio 2016/17

- 5.1 It is the Council's priority to ensure security of capital and liquidity before obtaining an appropriate level of return which is consistent with the Council's risk appetite. In the current economic climate, the Council's risk appetite remains relatively low, with the treasury section looking to take advantage of the fluctuations in rates offered by Local Authorities and Financial Institutions to lock in favourable rates without the need to take on significant additional risk.

### Investment Profile

- 5.2 The Council's investment maturity profile in Chart 3 below shows that as at 30 September 2016, 7.7% of the Council's investments had a maturity of 60 days or less, with 61.3% having a maturity of one year or less. Spreading out the maturity of longer dated investments allows the Council to take advantage of improved rates of return while ensuring sufficient liquidity.

**Chart 3: Investment Profile (Millions)**



- 5.3 Although yields have remained at historically low levels for much of the first half of the financial year, several opportunistic investments have resulted in a much-improved average rate of return of **1.55%** for the first six months of the year.
- 5.4 The rate at 30 September 2016 is 1.43% indicating that the returns for the second part of the financial year will be lower than that achieved in the first half. It is also likely that the average rate for 2017/18 will struggle to achieve an average rate above 1.35%.



## 6. The Council's Capital Position (Prudential Indicators)

### Prudential Indicator for Capital Expenditure

- 6.1 Table 6 shows the changes to the original capital expenditure budgets and highlights the original supported and unsupported elements of the capital programme, together with the expected financing arrangements of this capital expenditure.
- 6.2 The borrowing need increases the underlying indebtedness of the Council by way of the Capital Financing Requirement (CFR), although this will be reduced by revenue charges for the repayment of debt (the Minimum Revenue Provision). This direct borrowing need may also be supplemented by maturing debt and other treasury requirements.

**Table 5: Revised Estimate to Capital Programme as at 30 September 2016**

<b>Capital Expenditure by Service</b>	<b>2016/17 Original Budget £000s</b>	<b>2016/17 Revised Budget £000s</b>
Service Development & Integration	58,625	61,722
Customer, Commercial & Service Delivery	7,812	9,046
Finance & Investment	4,297	3,029
Growth & Homes	56,669	61,257
HRA	74,000	62,659
<b>Total</b>	<b>201,403</b>	<b>197,713</b>
<b>Financed by:</b>		
Capital grants & contributions	70,391	79,065
Capital receipts	382	382
Contributions/Reserves	3,333	4,104
MRA/HRA funding	72,250	62,199
<b>Total financing</b>	<b>146,356</b>	<b>145,750</b>
<b>Borrowing need</b>	<b>55,047</b>	<b>51,963</b>

### Prudential Indicator – CFR

- 6.3 Table 6 shows an increase in the CFR compared to original budget. The increase is predominantly due to costs related to expenditure within Growth and Homes. The SDFI reports that no difficulties are envisaged for the current or future years in complying with this prudential indicator.
- 6.4 The Authorised Limit represents the limit beyond which borrowing is prohibited, and needs to be set and revised by Members. It reflects the level of borrowing which, while not desired, could be afforded in the short term but is not sustainable in the longer term. This is the statutory limit determined under section 3 (1) of the Local Government Act 2003.
- 6.5 There is currently a significant difference between the Authorised Limit and the actual borrowing. This difference is made up of internal borrowing, £61m which could potentially be borrowed from the European Investment Bank, and headroom to accommodate any potential new borrowing requirements.

**Table 6: Revised Capital Financing Requirement as at 30 September 2016**

	<b>2016/17 Original Estimate £000s</b>	<b>2016/17 Revised Estimate £000s</b>
<b>Prudential Indicator – Capital Financing Requirement</b>		
CFR – non housing	146,351	158,536
CFR – housing	267,722	278,472
Reside 1 and 2	117,932	155,186
Alternative Financing (PFI and leases)	55,047	51,713
<b>Total CFR</b>	<b>587,052</b>	<b>643,907</b>
<b>Net movement in CFR</b>	<b>8,953</b>	<b>56,855</b>
<b>Prudential Indicator – External Debt / the Operational Boundary</b>		
Long Term Borrowing	394,912	454,912
Other long term liabilities	55,047	51,713
<b>Total debt 31 March</b>	<b>449,959</b>	<b>506,625</b>
<b>Operational Boundary</b>	<b>745,000</b>	<b>745,000</b>
<b>Authorised Limit</b>	<b>803,000</b>	<b>803,000</b>

**Treasury Indicators: Limits to Borrowing Activity**

6.6 There are three debt related treasury activity limits. The purpose of these are to restrain the activity of the treasury function within certain limits, thereby managing risk and reducing the impact of any adverse movement in interest rates. However, if these are set to be too restrictive they will impair the opportunities to reduce costs / improve performance. The indicators are:

- Upper limits on variable interest rate exposure: identifies a maximum limit for variable interest rates based upon the debt position net of investments;
- Upper limits on fixed interest rate exposure: is similar to the previous indicator and covers a maximum limit on fixed interest rates; and
- Maturity structure of borrowing: gross limits to reduce the Council's exposure to large fixed rate sums requiring refinancing.

6.7 The SDFI reports that there were no breaches in any of the limits outlined below:

<b>Interest rate exposures</b>	<b>2015/16</b>	<b>2016/17</b>	<b>2017/18</b>
	<b>Upper</b>	<b>Upper</b>	<b>Upper</b>
<b>Limits on fixed interest rates based on net debt</b>	100%	100%	100%
<b>Limits on variable interest rates based on net debt</b>	70%	70%	70%
<b>Limits on fixed interest rates:</b>			
• <b>Debt only</b>	100%	100%	100%
• <b>Investments only</b>	80%	80%	80%
<b>Limits on variable interest rates</b>			
• <b>Debt only</b>	70%	70%	70%
• <b>Investments only</b>	80%	80%	80%

<b>Maturity structure of fixed interest rate borrowing 2015/16</b>		
	<b>Lower</b>	<b>Upper</b>
<b>Under 12 months</b>	0%	40%
<b>12 months to 2 years</b>	0%	40%
<b>2 years to 5 years</b>	0%	70%
<b>5 years to 10 years</b>	0%	70%
<b>10 years and above</b>	0%	100%

<b>Maturity structure of variable interest rate borrowing 2015/16</b>		
	<b>Lower</b>	<b>Upper</b>
<b>Under 12 months</b>	0%	40%
<b>12 months to 2 years</b>	0%	40%
<b>2 years to 5 years</b>	0%	70%
<b>5 years to 10 years</b>	0%	70%
<b>10 years and above</b>	0%	80%

## **7. Consultation**

- 7.1 The Strategic Director, Finance & Investment, in his role as statutory chief finance officer, has been informed of the approach, data and commentary in this report.

## **8. Financial Implications**

Implications completed by: Kathy Freeman, Finance Director

- 8.1 This report sets out the mid-year position on the Council's treasury management position and is concerned with the returns on the Council's investments as well as its short and long term borrowing positions.

## **9. Legal Implications**

Implications completed by: Dr. Paul Feild, Senior Governance Lawyer

- 9.1 Section 28 of the Local Government Act 2003 imposes a statutory duty on the Council to monitor during the financial year its expenditure and income against the budget calculations. The Council sets out its treasury strategy for borrowing and an Annual Investment Strategy which sets out the Council's policies for managing its investments and for giving priority to the security and liquidity of those investments.
- 9.2 The Council also should 'have regard to' the CIPFA Code of Practice on Treasury Management and the CIPFA Prudential Code for Capital Finance in Local Authorities when carrying out its functions under the Act.
- 9.3 A report setting out the Council's strategies in accordance with the Act was presented to Cabinet and Assembly in February 2016. This report is a mid-year review of the strategy's application and there are no further legal implications to highlight.

## **10. Options Appraisal**

- 10.1 There is no legal requirement to prepare a Treasury Management Strategy Statement Mid-Year Review; however, it is good governance to do so and meets the requirements of both the CIPFA Code of Practice on Treasury Management (the Code) and the CIPFA Prudential Code for Capital Finance in Local Authorities (the Prudential Code).

## **11. Other Implications**

- 11.1 **Risk Management** - The whole report concerns itself with the management of risks relating to the Council's cash flow. The report mostly contains information on how the Treasury Management Strategy has been used to maximise income during the first 6 months of the year.

### **Public Background Papers Used in the Preparation of the Report:**

- HRA Business Plan (<http://moderngov.barking-dagenham.gov.uk/ieListDocuments.aspx?CId=180&MId=8150&Ver=4>)
- Treasury Management Strategy Statement - Assembly Report 24 February 2016 (<http://moderngov.barking-dagenham.gov.uk/ieListDocuments.aspx?CId=179&MId=8618&Ver=4>)

### **List of appendices:**

- Appendix 1: Investments as at 30 September 2016

## Investments as at 30th September 2016

Investments Held	Lowest Long Term Rating	Interest Rate	Amount £000s	Start Date	End Date
Barclays Bank	A	0.05%	9	25/03/2011	Same day
Lloyds Banking Group	A	0.15%	0	04/11/2013	Same day
Royal Bank of Scotland	BBB+	0.21%	9	31/03/2015	Same day
Federated Investors	AAA	0.37%	3,200	01/04/2016	31/03/2017
Santander UK	A+	0.67%	40,000	09/09/2015	95 day notice
Royal Bank of Scotland	BBB+	1.32%	15,000	30/01/2015	30/01/2017
Goldman Sachs Interna.	A	0.70%	5,000	29/09/2016	29/03/2017
Lloyds Banking Group	A	1.15%	4,500	31/03/2015	31/03/2017
LBBB Pension Fund	AA+ Equivalent	4.70%	11,000	01/04/2016	31/03/2017
Royal Bank of Scotland	BBB+	1.45%	20,000	30/04/2015	28/04/2017
Dudley MBC	AA+ Equivalent	1.05%	10,000	15/05/2015	15/05/2017
Royal Bank of Scotland	BBB+	1.45%	20,000	26/06/2015	26/06/2017
Lloyds Banking Group	A	1.05%	5,000	01/07/2016	30/06/2017
Newport City Council	AA+ Equivalent	1.10%	2,000	09/02/2015	10/07/2017
Newport City Council	AA+ Equivalent	1.10%	1,500	09/03/2015	10/07/2017
Newport City Council	AA+ Equivalent	1.50%	2,000	10/11/2014	11/07/2017
Lloyds Banking Group	A	1.05%	10,000	14/07/2016	14/07/2017
Royal Bank of Scotland	BBB+	1.80%	20,000	24/07/2015	24/07/2017
Lloyds Banking Group	A	1.05%	5,000	03/08/2016	03/08/2017
Wolverhampton City Council	AA+ Equivalent	0.94%	8,000	28/09/2015	28/09/2017
Lancashire County Council	AA+ Equivalent	1.02%	5,000	16/11/2015	16/11/2017
Lancashire County Council	AA+ Equivalent	1.05%	5,000	08/01/2016	08/01/2018
Fife Council	AA+ Equivalent	1.00%	4,000	14/01/2016	15/01/2018
Valence Primary School	AA+ Equivalent	3.50%	200	12/02/2015	29/03/2018
Lancashire County Council	AA+ Equivalent	1.00%	5,000	11/11/2015	11/05/2018
Lloyds Banking Group	A	1.43%	10,000	06/06/2016	06/06/2018
Doncaster MBC	AA+ Equivalent	0.90%	2,000	24/06/2016	25/06/2018
Lancashire County Council	AA+ Equivalent	1.54%	5,000	20/11/2015	20/11/2018
Lancashire County Council	AA+ Equivalent	1.54%	5,000	26/11/2015	26/11/2018
Lloyds Banking Group	A	1.67%	5,000	20/01/2016	18/01/2019
Lloyds Banking Group	A	1.67%	5,000	03/02/2016	01/02/2019
Lloyds Banking Group	A	1.80%	10,000	15/03/2016	15/03/2019
Lloyds Banking Group	A	1.79%	5,000	01/04/2016	01/04/2019
Lloyds Banking Group	A	1.84%	5,500	21/04/2016	18/04/2019
Barking Riverside Limited	AA+ Equivalent	3.50%	4,918	15/10/2014	01/04/2020
Grafton Primary School	AA+ Equivalent	4.50%	107	03/03/2016	03/03/2026
Gascoigne Primary School	AA+ Equivalent	4.50%	84	03/03/2016	03/03/2036
<b>Total Investments</b>			<b>259,027</b>		
<b>Average Rate</b>			<b>1.43%</b>		

This page is intentionally left blank